

---

---

# LEGISLATIVE APPROPRIATIONS REQUEST

## FISCAL YEARS 2022 AND 2023



Submitted to the Office of the Governor and  
the Legislative Budget Board

THE UNIVERSITY OF TEXAS RIO GRANDE VALLEY

**October 2020**

---

---



## Table of Contents

	Page
<b>Administrator's Statement .....</b>	1
<b>Organizational Chart .....</b>	8
<b>Budget Overview - Biennial Amounts .....</b>	10
<b>Summary of Request</b>	
2.A Summary of Base Request by Strategy.....	12
2.B Summary of Base Request by Method of Finance.....	16
2.C Summary of Base Request by Object of Expense.....	24
2.D Summary of Base Request Objective Outcomes.....	25
2.E Summary of Exceptional Items Request.....	28
2.F Summary of Total Requests by Strategy.....	29
2.G Summary of Total Request Objective Outcomes.....	33
<b>3.A Strategy Request</b>	
Operations Support.....	37
Staff Group Insurance Premiums .....	41
Workers' Compensation Insurance .....	43
Texas Public Education Grants.....	45
Educational and General Space Support .....	47
Tuition Revenue Bond Retirement.....	50
Lease of Facilities .....	52
Prof Development/Distance Learning .....	54
Cooperative Pharmacy Doctorate .....	56
Starr County Upper Level Center.....	59
McAllen Teaching Site.....	61
Academy of Mathematics and Science.....	64
Center for Manufacturing.....	66
U.T. System K-12 Collaboration Initiative.....	69
K-16 Collaboration.....	72
Diabetes Registry.....	74
Texas/Mexico Border Health .....	77
Regional Advanced Tooling Center .....	80
Border Economic/Enterprise Development.....	83
Institutional Enhancement (Academic and Student Support).....	86
First Year University Success Initiatives.....	89
Comprehensive Research Fund .....	91
<b>Strategy Request Summary Totals.....</b>	<b>94</b>
<b>3.A.1 Program Level Request Schedule.....</b>	<b>95</b>

**Table of Contents**  
(Continued)

<b>3.B Rider</b> .....	96
<b>Exceptional Items</b>	
<b>4.A Request Schedule</b>	
Restoration: 2022-23 Base Reduction.....	97
<b>4.B Strategy Allocation</b>	
Restoration: 2022-23 Base Reduction by Strategy.....	99
<b>4.C Strategy Request</b>	
Restoration: 2022-23 Base Reduction by Strategy.....	114
<b>Supporting Schedule</b>	
6.A Historically Underutilized Business .....	129
6.G Homeland Security Funding .....	131
6.H Estimated Total of All Funds Outside the General Appropriations Act Bill Pattern.....	138
<b>Higher Education Supporting Schedules</b>	
Schedule 1A: Other Educational and General Income .....	139
Schedule 2: Selected Educational, General and Other Funds .....	142
Schedule 3B: Staff Group Insurance Data Elements .....	144
Schedule 4: Calculation of OASI .....	147
Schedule 5: Calculation of Retirement Proportionality and ORP Differential.....	148
Schedule 6: Constitutional Capital Funding .....	149
Schedule 7: Personnel.....	150
Schedule 8B: Tuition Revenue Bond Issuance History.....	151
Schedule 8C: Tuition Revenue Bond Proposed Request by Project.....	152
<b>Schedule 9: Non-Formula Support</b>	
Academy of Mathematics and Science.....	153
Border Economic and Enterprise Development.....	156
Center for Manufacturing.....	161
Diabetes Registry.....	165
First Year University Success Initiatives.....	168
Institutional Enhancement (Academic and Student Support).....	171
K-16 Collaboration.....	175
McAllen Teaching Site.....	177
Prof Development/Distance Learning .....	180
Regional Advanced Tooling Center .....	183
Starr County Upper Level Center.....	187
Texas/Mexico Border Health .....	190
U.T. System K-12 Collaboration .....	193

## Schedules Not Included

<b>Agency Code:</b> 746	<b>Agency Name:</b> The University of Texas Rio Grande Valley	<b>Prepared By:</b> Rick Anderson	<b>Date:</b> October 2020	<b>Request Level:</b> Baseline
<p>For the schedules identified below, the U. T. Rio Grande Valley either has no information to report or the schedule is not applicable. Accordingly, these schedules have been excluded from the U. T. Rio Grande Valley Legislative Appropriations Request for the 2022-23 biennium.</p>				
<b>Number</b>	<b>Name</b>			
3.B	Rider Revisions and Additions Request			
3.C	Rider Appropriations and Unexpended Balances Request			
6.B	Current Biennium One-time Expenditure Schedule			
6.F	Advisory Committee Supporting Schedule			
6.J	Summary of Behavioral Health Funding			
6.K	Budgetary Impacts Related to Recently Enacted State Legislation Schedule			
6.L	Document Production Standards			
8	Summary of Request for Facilities Related Projects			
8A	Tuition Revenue Bond Projects			



---

**746 The University of Texas Rio Grande Valley**

---

**THE UNIVERSITY OF TEXAS RIO GRANDE VALLEY ADMINISTRATOR'S STATEMENT**

The University of Texas Rio Grande Valley (UTRGV) submits the following Legislative Appropriations Request (LAR) for fiscal years 2022 and 2023 to the Office of the Governor and to the Legislative Budget Board.

Legislation passed in 2013 created UTRGV as a new institution, not simply as a merger of its legacy institutions U. T. Brownsville and U. T. Pan American and provided authorization for a School of Medicine for the new university. The new university was guided by five priorities, and those five priorities form the basis of this legislative appropriation request:

- Student Success
- Educational Opportunity
- Research impacting the Rio Grande Valley and beyond
- Health and medical education
- Community engagement

**BACKGROUND AND CONTEXT OF THE APPROPRIATION REQUEST**

On September 1, 2021, The University of Texas Rio Grande Valley will begin its seventh fiscal year in operation. This unique, geographically distributed University spans the four-county area known as the Rio Grande Valley (RGV) and has operations in the following locations: Boca Chica, Brownsville, Edinburg, Harlingen, McAllen, Port Isabel, Rio Grande City, South Padre Island, and Weslaco. This geographic dispersion is crucial for serving an area that is among the fastest growing in the United States. Projections by the Texas State Data Center indicate that population growth for the RGV, comprised of Cameron, Hidalgo, Starr, and Willacy counties, will continue to outpace that of the state. Texas is projected to grow by 10% between 2017 and 2025, to 30.7 million; the RGV is projected to grow by 22% during the same period. In five years, by 2025, the RGV area is expected to have a population of more than 1.7 million. In these various locations, UTRGV engages not only in instruction, but also in research, in medical education, health care, and in public service through centers that focus on economic development, manufacturing, nonprofit and municipal government operations, data analysis, and continuing education.

UTRGV is the 9th largest of the state's 36 public institutions, with an enrollment of 29,113 in Fall 2019 and a Fall, 2020 enrollment of 32,618 as of September 14, 2020. Affordability has been a cornerstone in UTRGV's development. In 2019 Best Colleges for Your Money ranked UTRGV first in the state of Texas and 18th nationally for the lowest price of admission without financial aid, and 4th nationally once financial aid was applied. In 2018, Washington Monthly ranked UTRGV first nationally, just ahead of Stanford and Princeton, in lowest net price, and in their overall rankings of universities; only UT-Austin and Texas A&M College Station rank higher. Maintaining a low tuition structure is crucial for UTRGV because the Rio Grande Valley is one of the poorest regions in the United States. Most UTRGV undergraduates are minority (89%), first-generation students from economically-disadvantaged families. The vast majority (82%) receive financial aid; more than 60% of the student body receives Pell Grants. In addition, most work while attending school.

In part because of the demographics of the student body, UTRGV has an enormous socioeconomic impact on its region. The Equality of Opportunity Project at Stanford University ranked UTRGV fifth in the country at enhancing the social mobility of its students. No accolade is more important for UTRGV in light of its mission. With a fiscal year 2021 operating budget of \$627 million, the university will continue to have a significant economic impact on the region. A study conducted in July 2018 revealed that the institution's spending was responsible for the creation of 12,850 jobs, generating \$624 million in labor income and adding \$675 million in value for a total

---

**746 The University of Texas Rio Grande Valley**

---

economic impact of \$1.3 billion to the RGV economy.

UTRGV is well positioned to contribute significantly toward educating the workforce for the 21st century, especially in educating the increasing number of minority students in Texas and the United States.

- UTRGV is 1st in total Hispanic enrollment among all 4-year public universities in Texas
- UTRGV ranks 3rd in the number of bachelor mathematic degrees awarded to Hispanics
- UTRGV's partnership with SpaceX, with its space launch facility under construction at Boca Chica Beach near Brownsville, will help establish the university as a leader in space exploration and technologies
- UTRGV's South Texas Diabetes and Obesity Institute (STDOI) is a major research center to advance research on diabetes and obesity, develop better treatments, and ultimately improve the health of residents in South Texas and beyond
- UTRGV has been the most important center both for testing and contact tracing of the COVID-19 virus in South Texas and the border region.

**PRIORITIES**

UTRGV's top priority is the restoration of budget reductions, but it is especially important that the State not apply the 5% reduction that has been made to the formulas. To do so would unfairly punish students at institutions that have continued to grow. It is also requested that the State fully fund enrollment growth. Again, this is particularly important for those institutions continuing to grow. To deal with possible dramatic enrollment swings that institutions of higher education may experience during the pandemic, the State might consider a "one-time" appropriation which would cap total GR reductions to the 5% returned for the FY20-21 biennium. However, it is important that any such "one-time" appropriation amount be funded outside of the formula process so that institutions with growing student populations are not disadvantaged and that the formula allocations stay true in support for operational and infrastructure needs as a result of academic growth and student retention. As noted above, UTRGV is rapidly growing, even during the time of the pandemic, and has as one of its core priorities expanding educational opportunities. In order to do so, it is critical that UTRGV receive base funding for institutional enhancement. These funds are used to develop new programs at the bachelors, masters and doctoral levels and funding would allow UTRGV to offer students programs such as a doctorate in podiatric medicine, which would be the first offered in the State of Texas. Podiatrists expertise in the care and management of foot, ankle and leg conditions is urgently needed in the Rio Grande Valley, a region with an extremely high incidence of diabetes. Another planned program is a Doctorate in Nursing Practice. Texas has 12 DNP programs available, but none are based in the RGV region where there is a critical shortage of nurses. This practice-based degree program prepares students to be eligible for work in leadership and administration or as an Advanced Practice Registered Nurse (APRN). These are just two examples of programs that would be offered with Institutional Enhancement funds.

**RESPONSE TO COVID-19 PANDEMIC**

UTRGV's top priority during the COVID-19 pandemic has been to keep students, faculty, and staff safe and to implement measures that permit students to continue their education without sacrificing their safety. UTRGV is offering course instruction via several modalities, including traditional face-to-face classes, synchronous and asynchronous online classes, and hybrid instruction where students spend some time in the classroom and some online. For face-to-face classes, there is limited classroom seating to comply with CDC guidelines and UTRGV requires anyone accessing the campus to self-screen prior to coming on campus and wear a face covering. Campus housing has been restricted to single occupancy and UTRGV offers free COVID-19 testing, through its medical school, to students, faculty and staff who have been exposed to the virus or are symptomatic. UTRGV has also enhanced cleaning procedures throughout all campuses. While this type of learning is not optimal, UTRGV is proud of how the students and faculty have adhered to the guidelines. The result has been few COVID-19 cases, which is extraordinary in a region that is



---

**746 The University of Texas Rio Grande Valley**

---

considered a hot spot. Additionally, the flexibility in class instruction and financial assistance from CARES has resulted in increased student enrollment and retention. UTRGV also could not be prouder of how students and faculty in the theatre and engineering departments stepped up and made masks, face shields and plastic gowns for frontline workers and how offices within UTRGV's Centers for Business Development provided trainings, advising and financial assistance to businesses throughout the RGV, resulting in jobs being detained and/or created. Most importantly, UTRGV's School of Medicine has led PCR testing in the RGV, with four-testing sites and a CLIA certified lab that as of October 8, 2020 had tested 60,758 samples with a 24-hour turnaround time to receive results.

**FACILITIES**

Although UTRGV recognizes the financial strain on State resources brought on by the coronavirus pandemic, it is prepared to submit the following tuition revenue bond (TRB) construction project requests should circumstances improve and TRB legislation be introduced. The first TRB priority would be funding support for a new Health Affairs Facility that would add 130,000 gross square feet at a cost of \$76 million. This facility would address the rapidly increasing demand for existing and new programs and the future workforce needs in all Health Professions for the Rio Grande Valley. In particular, heavy demand is being experienced for physician assistants, nurses, occupational therapists, and speech pathologists, among others. The facility will also accommodate new doctoral degree programs being planned such as pharmacy, physical therapy, nursing practice, social work, occupational therapy, and communication sciences disorders. Importantly, the facility will accommodate rapidly growing student demand - undergraduate and graduate enrollment in Health Sciences and Human Services for the legacy institutions have increased dramatically. Lastly, the facility will help address health disparities and access to medical care and health care outcomes of the RGV region. The project is aligned with the University's master plan completed in August 2017. The second TRB priority would be a request for funding support for construction of a Nursing Facility in Pharr, Texas that would add 50,000 gross square feet at a cost of \$27.5 million. This facility will provide much needed classroom, skills, simulation, and research space to accommodate programs which address the Rio Grande Valley's high demand for nursing professionals.

UTRGV has facilities totaling 4.4 million gross square feet of owned and leased space: 2.8 million at the Edinburg campus (85 facilities), 1.2 million at the Brownsville campus (34 facilities), 22,060 in Laguna Vista, Port Isabel, and South Padre Island combined, 196,048 in Harlingen (7 facilities), 25,808 in Weslaco (1 facility), 19,382 in Rio Grande City (2 facilities), and 118,826 in McAllen (3 facilities).

Recent major capital projects at the Brownsville campus include the Interdisciplinary Academic Building and the Music, Science, and Learning Center, both of which allowed the University to vacate leased space. UTRGV now leases 21.3% of its E&G space for the Brownsville campus from Texas Southmost College, with the majority of those leases expiring in 2022. This is a reduction from 30% of Brownsville's E&G space just two years ago.

On the Edinburg campus, the new Science research wing and the Interdisciplinary Academic and Engineering Building were recently completed to provide needed space for science and engineering. In addition to the TRB construction projects described above, projects in the planning phase for the Edinburg campus include proposed renovation of existing space for future Pharmacy and Podiatry Programs, a major landscaping and drainage overhaul to the 'quad' at the center of campus, and a major renovation/remodeling of the ITT building that will consolidate and centralize Student Advising.

Other projects in the planning phase are three large shelters located on the campuses in Brownsville, Harlingen, and Edinburg, to accommodate commuting students while they wait for shuttle buses.

## **Administrator's Statement**

10/20/2020 6:32:11PM

87th Regular Session, Agency Submission, Version 1  
Automated Budget and Evaluation System of Texas (ABEST)

---

### **746 The University of Texas Rio Grande Valley**

---

#### **OTHER SIGNIFICANT PRIORITIES**

**Formula funding:** UTRGV is grateful for the higher education investments the State has made. A sustained commitment to formula funding for enrollment growth and inflation is critical to maintain the significant positive educational strides being made in the RGV.

**Financial Aid for Student Success:** TEXAS Grants and work-study programs are cornerstones of student success. UTRGV strongly supports enhanced funding for these important programs. UTRGV also supports the Texas Higher Education Coordinating Board's proposed graduation bonus for at-risk students, the preservation of tuition set-asides to provide critical financial aid for deserving students, and the current tuition-setting process with the authority granted to board of regents to set tuition.

**Hazlewood:** UTRGV also requests any relief possible from the exceptionally high cost of the legacy exemption of the Hazlewood Act. UTRGV believes strongly in this deserved benefit for veterans. However, the legacy allowance places a significant financial burden on other students, who support the costs of the program. The total impact of the legacy exemption to UTRGV is approximately \$3.2 million annually.

**Research:** Research investments are an important component of operations, they benefit the state, and they are especially critical to an institution such as UTRGV with its School of Medicine.

#### **POLICY ON CRIMINAL HISTORY RECORDS**

UTRGV conducts employment criminal background checks as required by Government Code Section 411.094 and Education Code Section 51.215. UTRGV's policy is to obtain criminal history information on finalists considered for employment in security sensitive positions.

#### **CONCLUSION**

UTRGV is committed to efforts aimed at improving efficiencies while providing expanded opportunities for its students. The efforts described above are designed to graduate well-prepared students in a timely manner and to serve the workforce needs of the Rio Grande Valley, the State of Texas, and the nation.

# 2020 Enrollment & Student Success



**FALL  
ENROLLMENT**  
**32,618**  
(+11.5%)  
*Record High*



**ENTERING FRESHMEN  
FALL ENROLLMENT**  
**5,350**  
(+11.5%)  
*Record High*



**GRADUATE STUDENTS  
FALL ENROLLMENT**  
**5,122**  
(+38.3%)  
*Record High*



**4-YEAR  
GRADUATION RATE**  
**29%**  
(+4.3%)  
*Record High*



**1ST-YEAR  
RETENTION RATE**  
**81%**  
(+4.2%)  
*Record High*



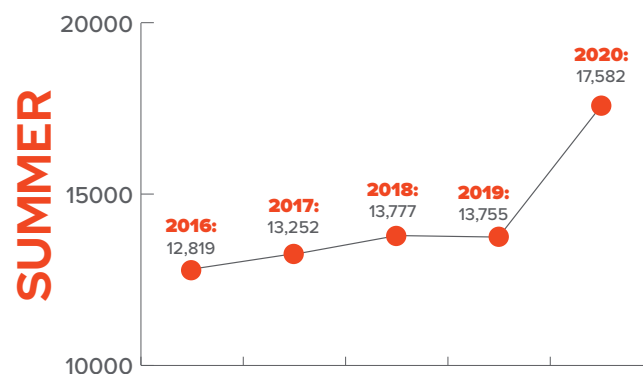
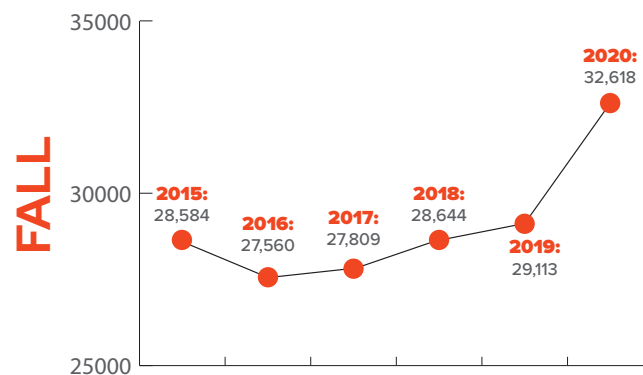
**SUMMER  
ENROLLMENT**  
**17,582**  
(+27.8%)  
*Record High*

**30,000  
Enrollment Club**

UTRGV is now 1 of 9 Texas four-year public institutions with enrollment over 30,000, joining Texas A&M, UT Austin, Houston, UT Arlington, Texas State, North Texas, Texas Tech and UT San Antonio.

All data as of Sept. 14, 2020

## Enrollment Through The Years



# 2020 Rankings and Recognitions

## Washington Monthly



PERFORMANCE OF  
PELL-ELIGIBLE STUDENTS

**1st**  
in Texas

**5th**  
nationally



PERFORMANCE OF FIRST-  
GENERATION STUDENTS

**1st**  
in Texas

**11th**  
nationally



SOCIAL MOBILITY

**2nd**  
in Texas

**29th**  
nationally

### TOP NATIONAL UNIVERSITY & 3RD BEST IN TEXAS

12.	Texas A&M (College Station)
77.	UT Austin
<b>86.</b>	<b>UTRGV</b>
95.	Rice
103.	UT Arlington
112.	UTEP
115.	Sam Houston State
136.	UTSA

### NET PRICE OF ATTENDANCE (AFTER FINANCIAL AID)

**1st**  
in Texas

**6th**  
nationally

1.	Stanford \$1,875
2.	Harvard \$2,433
3.	Duke \$2,646
4.	Princeton \$3,233
5.	CUNY City College \$3,235
<b>6.</b>	<b>UTRGV \$3,298</b>

**UTRGV** *The Future of Texas*

# 2020 Rankings and Recognitions

## U.S. News and World Report



### TOP NATIONAL UNIVERSITY

**144th**

Among National  
Public Universities

**8th**

Among Texas  
Public Universities



### LEAST STUDENT DEBT

**1st**

Among National Public Universities



### SOCIAL MOBILITY

**2nd**  
in Texas

**36th**  
nationally

## Recognitions



### COMMUNITY ENGAGEMENT

For the first time in school history, UTRGV received the coveted **Carnegie Community Engagement Classification for 2020.**



### WHITE HOUSE PRESIDENTIAL AWARD FOR EXCELLENCE

**Dr. Cristina Villalobos**, Myles and Sylvia Aaronson Endowed professor in the UTRGV School of Mathematical and Statistical Sciences, associate dean for the College of Sciences, and founding director of the Center of Excellence in STEM Education, became the second straight UTRGV professor to earn this award.



Dr. Feria



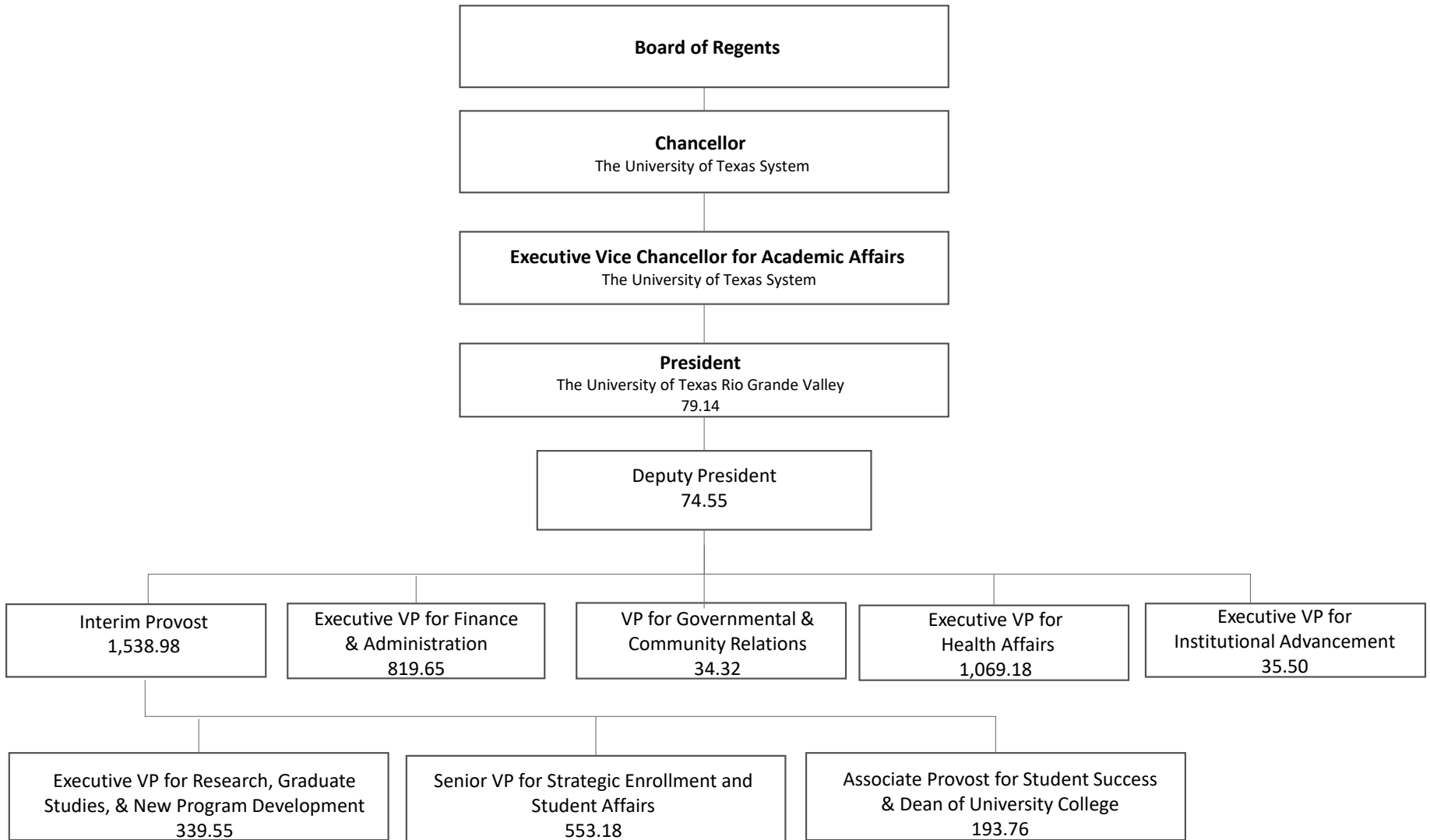
Dr. Reyes

### REGENTS' OUTSTANDING TEACHING AWARDS

**Teresa (Paty) Feria, Ph.D.**, associate professor, Department of Biology, College of Sciences, Tenured/Tenure-Track Category

**Monica Reyes, Ph.D.**, lecturer, Department of Writing & Language Studies, College of Liberal Arts, Contingent Faculty Category

**UTRGV** *The Future of Texas*



ORGANIZATIONAL CHART (continued)  
The University of Texas Rio Grande Valley

The **President** has overall authority and responsibility for the university

The **Deputy President** works directly with the President on all institutional initiatives and has direct oversight for the areas of compliance, legal affairs, strategic analysis and institutional reporting, and marketing and communications

The **Interim Provost** is responsible for the administration of academic affairs, including the approval of, monitoring, and coordinating the education curricula

The **Associate Provost for Student Success & Dean of University College** oversees counseling, advising, career and writing centers, and the university college

The **Senior Vice President for Strategic Enrollment and Student Affairs** oversees recruitment, financial aid, undergraduate admissions, registrar operations, student educational outreach, student life and dean of students

The **Executive Vice President for Research, Graduate Studies, & New Program Development** is responsible for research efforts as well as economic development activities

The **Executive Vice President for Finance & Administration** is the chief fiscal officer and provides for the management of the institution's fiscal affairs

The **Vice President for Governmental & Community Relations** is responsible for community outreach programs and serves as the liaison for communications with governmental and agency officials at all levels

The **Executive Vice President for Health Affairs** is responsible for overall management of the Health Affairs division, including the School of Medicine, the School of Nursing, the School of Social Work, and the College of Health Affairs

The **Executive Vice President for Institutional Advancement** serves as the university's chief development officer, managing the university's fundraising efforts

**Budget Overview - Biennial Amounts**  
**87th Regular Session, Agency Submission, Version 1**  
Automated Budget and Evaluation System of Texas (ABEST)

746 The University of Texas Rio Grande Valley											
Appropriation Years: 2022-23											
	GENERAL REVENUE FUNDS		GR DEDICATED		FEDERAL FUNDS		OTHER FUNDS		ALL FUNDS		EXCEPTIONAL ITEM FUNDS
	2020-21	2022-23	2020-21	2022-23	2020-21	2022-23	2020-21	2022-23	2020-21	2022-23	2022-23
<b>Goal: 1. Provide Instructional and Operations Support</b>											
1.1.1. Operations Support	109,489,577		54,629,075						164,118,652		
1.1.3. Staff Group Insurance Premiums			8,525,188	10,100,000					8,525,188	10,100,000	
1.1.4. Workers' Compensation Insurance	250,462	237,940							250,462	237,940	12,522
1.1.6. Texas Public Education Grants			10,172,068	9,522,968					10,172,068	9,522,968	
<b>Total, Goal</b>	<b>109,740,039</b>	<b>237,940</b>	<b>73,326,331</b>	<b>19,622,968</b>					<b>183,066,370</b>	<b>19,860,908</b>	<b>12,522</b>
<b>Goal: 2. Provide Infrastructure Support</b>											
2.1.1. E&G Space Support	15,202,281		3,042,413						18,244,694		
2.1.2. Tuition Revenue Bond Retirement	36,040,063	36,039,750							36,040,063	36,039,750	
2.1.3. Lease Of Facilities	2,583,194	2,454,034							2,583,194	2,454,034	129,160
<b>Total, Goal</b>	<b>53,825,538</b>	<b>38,493,784</b>	<b>3,042,413</b>						<b>56,867,951</b>	<b>38,493,784</b>	<b>129,160</b>
<b>Goal: 3. Provide Non-formula Support</b>											
3.1.1. Prof Development/Distance Learning	156,692	148,858							156,692	148,858	7,834
3.1.3. Starr County Upper Level Center	58,136	55,230							58,136	55,230	2,906
3.1.4. Mcallen Teaching Site	497,764	472,876							497,764	472,876	24,888
3.1.5. Academy Of Mathematics And Science	691,340	656,774							691,340	656,774	34,566
3.3.2. Center For Manufacturing	299,766	284,778							299,766	284,778	14,988
3.3.3. Ut System K-12 Collaboration	64,528	61,302							64,528	61,302	3,226
3.3.4. K-16 Collaboration	215,502	204,728							215,502	204,728	10,774
3.3.6. Diabetes Registry	158,226	150,314							158,226	150,314	7,912
3.3.7. Texas/Mexico Border Health	219,370	208,402							219,370	208,402	10,968
3.3.8. Regional Advanced Tooling Center	691,340	656,772							691,340	656,772	34,568
3.3.10. Border Econ/Enterprise Development	795,824	756,032					304,494	304,494	1,100,318	1,060,526	39,792
3.4.1. Institutional Enhancement	16,888,424	16,154,462							16,888,424	16,154,462	850,239
3.4.2. First Year University Success	313,387	297,718							313,387	297,718	15,669
<b>Total, Goal</b>	<b>21,050,299</b>	<b>20,108,246</b>					<b>304,494</b>	<b>304,494</b>	<b>21,354,793</b>	<b>20,412,740</b>	<b>1,058,330</b>
<b>Goal: 5. Research Funds</b>											
5.3.1. Comprehensive Research Fund	1,676,152								1,676,152		
<b>Total, Goal</b>	<b>1,676,152</b>								<b>1,676,152</b>		
<b>Total, Agency</b>	<b>186,292,028</b>	<b>58,839,970</b>	<b>76,368,744</b>	<b>19,622,968</b>			<b>304,494</b>	<b>304,494</b>	<b>262,965,266</b>	<b>78,767,432</b>	<b>1,200,012</b>



**Budget Overview - Biennial Amounts**  
**87th Regular Session, Agency Submission, Version 1**  
Automated Budget and Evaluation System of Texas (ABEST)

746 The University of Texas Rio Grande Valley											
Appropriation Years: 2022-23											
GENERAL REVENUE FUNDS		GR DEDICATED		FEDERAL FUNDS		OTHER FUNDS		ALL FUNDS		EXCEPTIONAL ITEM FUNDS	
2020-21	2022-23	2020-21	2022-23	2020-21	2022-23	2020-21	2022-23	2020-21	2022-23	2022-23	
<b>Total FTEs</b>									<b>1,597.2</b>	<b>1,597.2</b>	<b>0.0</b>

## 746 The University of Texas Rio Grande Valley

Goal / Objective / STRATEGY	Exp 2019	Est 2020	Bud 2021	Req 2022	Req 2023
<b>1</b> Provide Instructional and Operations Support					
<b>1</b> <i>Provide Instructional and Operations Support</i>					
<b>1 OPERATIONS SUPPORT</b> (1)	94,197,136	87,390,328	76,728,324	0	0
<b>3 STAFF GROUP INSURANCE PREMIUMS</b>	3,897,729	3,475,188	5,050,000	5,050,000	5,050,000
<b>4 WORKERS' COMPENSATION INSURANCE</b>	125,231	125,231	125,231	118,970	118,970
<b>6 TEXAS PUBLIC EDUCATION GRANTS</b>	5,024,173	5,410,584	4,761,484	4,761,484	4,761,484
<b>TOTAL, GOAL 1</b>	<b>\$103,244,269</b>	<b>\$96,401,331</b>	<b>\$86,665,039</b>	<b>\$9,930,454</b>	<b>\$9,930,454</b>
<b>2</b> Provide Infrastructure Support					
<b>1</b> <i>Provide Operation and Maintenance of E&amp;G Space</i>					
<b>1 E&amp;G SPACE SUPPORT</b> (1)	41,293	12,251,811	5,992,883	0	0
<b>2 TUITION REVENUE BOND RETIREMENT</b>	18,020,250	18,019,713	18,020,350	18,019,850	18,019,900
<b>3 LEASE OF FACILITIES</b>	1,291,597	1,291,597	1,291,597	1,227,017	1,227,017

(1) - Formula funded strategies are not requested in 2022-23 because amounts are not determined by institutions.

## 746 The University of Texas Rio Grande Valley

Goal / Objective / STRATEGY	Exp 2019	Est 2020	Bud 2021	Req 2022	Req 2023
TOTAL, GOAL 2	\$19,353,140	\$31,563,121	\$25,304,830	\$19,246,867	\$19,246,917

**3** Provide Non-formula Support**1** INSTRUCTIONAL SUPPORT

1 PROF DEVELOPMENT/DISTANCE LEARNING	78,346	78,346	78,346	74,429	74,429
2 COOPERATIVE PHARMACY DOCTORATE	64,596	0	0	0	0
3 STARR COUNTY UPPER LEVEL CENTER	35,431	29,068	29,068	27,615	27,615
4 MCALLEN TEACHING SITE	276,536	248,882	248,882	236,438	236,438
5 ACADEMY OF MATHEMATICS AND SCIENCE	345,670	345,670	345,670	328,387	328,387

**3** Public Service

2 CENTER FOR MANUFACTURING	149,883	149,883	149,883	142,389	142,389
3 UT SYSTEM K-12 COLLABORATION	35,848	32,264	32,264	30,651	30,651
4 K-16 COLLABORATION	107,751	107,751	107,751	102,364	102,364
6 DIABETES REGISTRY	79,113	79,113	79,113	75,157	75,157

2.A. Summary of Base Request by Strategy

10/20/2020 6:32:14PM

87th Regular Session, Agency Submission, Version 1

Automated Budget and Evaluation System of Texas (ABEST)

746 The University of Texas Rio Grande Valley

Goal / Objective / STRATEGY	Exp 2019	Est 2020	Bud 2021	Req 2022	Req 2023
7 TEXAS/MEXICO BORDER HEALTH	110,975	109,685	109,685	104,201	104,201
8 REGIONAL ADVANCED TOOLING CENTER	345,670	345,670	345,670	328,386	328,386
10 BORDER ECON/ENTERPRISE DEVELOPMENT	550,159	550,159	550,159	530,263	530,263
4 INSTITUTIONAL SUPPORT					
1 INSTITUTIONAL ENHANCEMENT	6,339,878	8,444,212	8,444,212	8,077,231	8,077,231
2 FIRST YEAR UNIVERSITY SUCCESS	156,693	156,694	156,693	148,859	148,859
TOTAL, GOAL 3	\$8,676,549	\$10,677,397	\$10,677,396	\$10,206,370	\$10,206,370
5 Research Funds					
3 Comprehensive Research Fund					
1 COMPREHENSIVE RESEARCH FUND	848,779	838,076	838,076	0	0
TOTAL, GOAL 5	\$848,779	\$838,076	\$838,076	\$0	\$0
TOTAL, AGENCY STRATEGY REQUEST	\$132,122,737	\$139,479,925	\$123,485,341	\$39,383,691	\$39,383,741

2.A. Summary of Base Request by Strategy

10/20/2020 6:32:14PM

87th Regular Session, Agency Submission, Version 1

Automated Budget and Evaluation System of Texas (ABEST)

746 The University of Texas Rio Grande Valley

Goal / Objective / STRATEGY	Exp 2019	Est 2020	Bud 2021	Req 2022	Req 2023
<b>TOTAL, AGENCY RIDER APPROPRIATIONS REQUEST*</b>				\$0	\$0
<b>GRAND TOTAL, AGENCY REQUEST</b>	<b>\$132,122,737</b>	<b>\$139,479,925</b>	<b>\$123,485,341</b>	<b>\$39,383,691</b>	<b>\$39,383,741</b>
<u>METHOD OF FINANCING:</u>					
<b>General Revenue Funds:</b>					
1 General Revenue Fund	92,366,414	97,104,134	89,187,894	29,419,960	29,420,010
<b>SUBTOTAL</b>	<b>\$92,366,414</b>	<b>\$97,104,134</b>	<b>\$89,187,894</b>	<b>\$29,419,960</b>	<b>\$29,420,010</b>
<b>General Revenue Dedicated Funds:</b>					
704 Est Bd Authorized Tuition Inc	3,428,584	3,978,772	3,395,390	0	0
770 Est. Other Educational & General	36,175,492	38,244,772	30,749,810	9,811,484	9,811,484
<b>SUBTOTAL</b>	<b>\$39,604,076</b>	<b>\$42,223,544</b>	<b>\$34,145,200</b>	<b>\$9,811,484</b>	<b>\$9,811,484</b>
<b>Other Funds:</b>					
777 Interagency Contracts	152,247	152,247	152,247	152,247	152,247
<b>SUBTOTAL</b>	<b>\$152,247</b>	<b>\$152,247</b>	<b>\$152,247</b>	<b>\$152,247</b>	<b>\$152,247</b>
<b>TOTAL, METHOD OF FINANCING</b>	<b>\$132,122,737</b>	<b>\$139,479,925</b>	<b>\$123,485,341</b>	<b>\$39,383,691</b>	<b>\$39,383,741</b>

\*Rider appropriations for the historical years are included in the strategy amounts.

**2.B. Summary of Base Request by Method of Finance**

10/20/2020 6:32:15PM

87th Regular Session, Agency Submission, Version 1

Automated Budget and Evaluation System of Texas (ABEST)

Agency code:	746	Agency name:	The University of Texas Rio Grande Valley			
METHOD OF FINANCING	Exp 2019	Est 2020	Bud 2021	Req 2022	Req 2023	
<b><u>GENERAL REVENUE</u></b>						
<b><u>1</u></b> General Revenue Fund						
REGULAR APPROPRIATIONS						
Regular Appropriations from MOF Table (2018-19 GAA)	\$119,121,526	\$0	\$0	\$0	\$0	
Regular Appropriations from MOF Table (2020-21 GAA)	\$0	\$97,104,134	\$97,095,892	\$0	\$0	
Regular Appropriation from MOF Table	\$0	\$0	\$0	\$29,419,960	\$29,420,010	
TRANSFERS						
Transfer to UTRGV School of Medicine (Agy 748)	\$(26,754,712)	\$0	\$0	\$0	\$0	
LAPSED APPROPRIATIONS						
Tuition Revenue Bond Lapse	\$(400)	\$0	\$0	\$0	\$0	
BASE ADJUSTMENT						

**2.B. Summary of Base Request by Method of Finance**

10/20/2020 6:32:15PM

87th Regular Session, Agency Submission, Version 1

Automated Budget and Evaluation System of Texas (ABEST)

Agency code: <b>746</b>		Agency name: <b>The University of Texas Rio Grande Valley</b>				
<b>METHOD OF FINANCING</b>		<b>Exp 2019</b>	<b>Est 2020</b>	<b>Bud 2021</b>	<b>Req 2022</b>	<b>Req 2023</b>
<b><u>GENERAL REVENUE</u></b>						
	5% Reduction	\$0	\$0	\$(7,907,998)	\$0	\$0
<b>TOTAL,</b>	<b>General Revenue Fund</b>	<b>\$92,366,414</b>	<b>\$97,104,134</b>	<b>\$89,187,894</b>	<b>\$29,419,960</b>	<b>\$29,420,010</b>
<b>TOTAL, ALL</b>	<b>GENERAL REVENUE</b>	<b>\$92,366,414</b>	<b>\$97,104,134</b>	<b>\$89,187,894</b>	<b>\$29,419,960</b>	<b>\$29,420,010</b>
<b><u>GENERAL REVENUE FUND - DEDICATED</u></b>						
<b><u>704</u></b>	GR Dedicated - Estimated Board Authorized Tuition Increases Account No. 704					
	<i>REGULAR APPROPRIATIONS</i>					
	Regular Appropriations from MOF Table (2018-19 GAA)	\$3,355,350	\$0	\$0	\$0	\$0
	Regular Appropriations from MOF Table (2020-21 GAA)	\$0	\$2,810,350	\$2,810,350	\$0	\$0
	<i>BASE ADJUSTMENT</i>					
	Revised Receipts	\$73,234	\$1,168,422	\$585,040	\$0	\$0

**2.B. Summary of Base Request by Method of Finance**

10/20/2020 6:32:15PM

87th Regular Session, Agency Submission, Version 1

Automated Budget and Evaluation System of Texas (ABEST)

Agency code: 746		Agency name: The University of Texas Rio Grande Valley				
METHOD OF FINANCING		Exp 2019	Est 2020	Bud 2021	Req 2022	Req 2023
<u>GENERAL REVENUE FUND - DEDICATED</u>						
TOTAL,	GR Dedicated - Estimated Board Authorized Tuition Increases Account No. 704					
		\$3,428,584	\$3,978,772	\$3,395,390	\$0	\$0
<u>770</u>	GR Dedicated - Estimated Other Educational and General Income Account No. 770					
	REGULAR APPROPRIATIONS					
	Regular Appropriations from MOF Table (2018-19 GAA)					
		\$32,767,830	\$0	\$0	\$0	\$0
	Regular Appropriations from MOF Table (2020-21 GAA)					
		\$0	\$33,009,781	\$33,025,805	\$0	\$0
	Regular Appropriations from MOF Table (2018-19 GAA)					
		\$0	\$0	\$0	\$0	\$0
	Regular Appropriations from MOF Table					
		\$0	\$0	\$0	\$9,811,484	\$9,811,484
	TRANSFERS					
	Transfer to UTRGV School of Medicine					
		\$(333,850)	\$0	\$0	\$0	\$0
	BASE ADJUSTMENT					



**2.B. Summary of Base Request by Method of Finance**

10/20/2020 6:32:15PM

87th Regular Session, Agency Submission, Version 1

Automated Budget and Evaluation System of Texas (ABEST)

Agency code: <b>746</b>		Agency name: <b>The University of Texas Rio Grande Valley</b>				
<b>METHOD OF FINANCING</b>		<b>Exp 2019</b>	<b>Est 2020</b>	<b>Bud 2021</b>	<b>Req 2022</b>	<b>Req 2023</b>
<b><u>GENERAL REVENUE FUND - DEDICATED</u></b>						
Revised Receipts		\$3,741,512	\$5,234,991	\$(2,275,995)	\$0	\$0
<b>TOTAL,</b>	<b>GR Dedicated - Estimated Other Educational and General Income Account No. 770</b>	<b>\$36,175,492</b>	<b>\$38,244,772</b>	<b>\$30,749,810</b>	<b>\$9,811,484</b>	<b>\$9,811,484</b>
<b>TOTAL GENERAL REVENUE FUND - DEDICATED - 704, 708 &amp; 770</b>		<b>\$39,604,076</b>	<b>\$42,223,544</b>	<b>\$34,145,200</b>	<b>\$9,811,484</b>	<b>\$9,811,484</b>
<b>TOTAL, ALL</b>	<b>GENERAL REVENUE FUND - DEDICATED</b>	<b>\$39,604,076</b>	<b>\$42,223,544</b>	<b>\$34,145,200</b>	<b>\$9,811,484</b>	<b>\$9,811,484</b>
<b>TOTAL,</b>	<b>GR &amp; GR-DEDICATED FUNDS</b>	<b>\$131,970,490</b>	<b>\$139,327,678</b>	<b>\$123,333,094</b>	<b>\$39,231,444</b>	<b>\$39,231,494</b>
<b><u>OTHER FUNDS</u></b>						
<b>777</b>	Interagency Contracts					
	<i>REGULAR APPROPRIATIONS</i>					
	Regular Appropriations from MOF Table (2018-19 GAA)	\$228,713	\$0	\$0	\$0	\$0
	Regular Appropriations from MOF Table (2020-21 GAA)	\$0	\$152,247	\$152,247	\$0	\$0

**2.B. Summary of Base Request by Method of Finance**

10/20/2020 6:32:15PM

87th Regular Session, Agency Submission, Version 1

Automated Budget and Evaluation System of Texas (ABEST)

Agency code: <b>746</b>		Agency name: <b>The University of Texas Rio Grande Valley</b>				
METHOD OF FINANCING		Exp 2019	Est 2020	Bud 2021	Req 2022	Req 2023
<b><u>OTHER FUNDS</u></b>						
	Regular Appropriations from MOF Table	\$0	\$0	\$0	\$152,247	\$152,247
<i>BASE ADJUSTMENT</i>						
	Technical Correction	\$(76,466)	\$0	\$0	\$0	\$0
<b>TOTAL,</b>	<b>Interagency Contracts</b>	<b>\$152,247</b>	<b>\$152,247</b>	<b>\$152,247</b>	<b>\$152,247</b>	<b>\$152,247</b>
<b><u>810</u></b>	Permanent Health Fund for Higher Education, estimated					
<i>REGULAR APPROPRIATIONS</i>						
	Regular Appropriations from MOF Table (2018-19 GAA)	\$1,249,500	\$0	\$0	\$0	\$0
<i>TRANSFERS</i>						
	Transfer to UTRGV School of Medicine (Agy 748)	\$(1,249,500)	\$0	\$0	\$0	\$0
<b>TOTAL,</b>	<b>Permanent Health Fund for Higher Education, estimated</b>	<b>\$0</b>	<b>\$0</b>	<b>\$0</b>	<b>\$0</b>	<b>\$0</b>

**2.B. Summary of Base Request by Method of Finance**

10/20/2020 6:32:15PM

87th Regular Session, Agency Submission, Version 1

Automated Budget and Evaluation System of Texas (ABEST)

Agency code: 746		Agency name: The University of Texas Rio Grande Valley				
METHOD OF FINANCING		Exp 2019	Est 2020	Bud 2021	Req 2022	Req 2023
TOTAL, ALL OTHER FUNDS						
		\$152,247	\$152,247	\$152,247	\$152,247	\$152,247
GRAND TOTAL		\$132,122,737	\$139,479,925	\$123,485,341	\$39,383,691	\$39,383,741

**2.B. Summary of Base Request by Method of Finance**

10/20/2020 6:32:15PM

87th Regular Session, Agency Submission, Version 1

Automated Budget and Evaluation System of Texas (ABEST)

Agency code: <b>746</b>	Agency name: <b>The University of Texas Rio Grande Valley</b>				
METHOD OF FINANCING	Exp 2019	Est 2020	Bud 2021	Req 2022	Req 2023
<b>FULL-TIME-EQUIVALENT POSITIONS</b>					
REGULAR APPROPRIATIONS					
Regular Appropriations from MOF Table (2018-19 GAA)	1,766.5	0.0	0.0	0.0	0.0
Regular Appropriations from MOF Table (2020-21 GAA)	0.0	1,597.2	1,597.2	0.0	0.0
Regular Appropriation	0.0	0.0	0.0	1,597.2	1,597.2
RIDER APPROPRIATION					
Art IX, Sec 6.10(a)(2), Board or Administrator FTE Adjustment (2018-19 GAA)	32.2	0.0	0.0	0.0	0.0
<b>Comments:</b> Difference between the FY 2019 SAO Report and the combined agencies 746 and 748 is the 36.4 FTEs funded with THECB funds.					
TRANSFERS					
Transfer to UTRGV School of Medicine (Agy 748)	(218.4)	0.0	0.0	0.0	0.0
UNAUTHORIZED NUMBER OVER (BELOW) CAP					
Unauthorized Number Below Cap	0.0	(240.1)	0.0	0.0	0.0
<b>TOTAL, ADJUSTED FTES</b>	<b>1,580.3</b>	<b>1,357.1</b>	<b>1,597.2</b>	<b>1,597.2</b>	<b>1,597.2</b>

**2.B. Summary of Base Request by Method of Finance**

10/20/2020 6:32:15PM

87th Regular Session, Agency Submission, Version 1

Automated Budget and Evaluation System of Texas (ABEST)

Agency code: **746**Agency name: **The University of Texas Rio Grande Valley****METHOD OF FINANCING****Exp 2019****Est 2020****Bud 2021****Req 2022****Req 2023****NUMBER OF 100% FEDERALLY FUNDED  
FTEs**

**2.C. Summary of Base Request by Object of Expense**

10/20/2020 6:32:15PM

87th Regular Session, Agency Submission, Version 1  
Automated Budget and Evaluation System of Texas (ABEST)**746 The University of Texas Rio Grande Valley**

<b>OBJECT OF EXPENSE</b>	<b>Exp 2019</b>	<b>Est 2020</b>	<b>Bud 2021</b>	<b>BL 2022</b>	<b>BL 2023</b>
1001 SALARIES AND WAGES	\$31,254,980	\$58,533,645	\$29,975,750	\$3,271,791	\$3,271,791
1002 OTHER PERSONNEL COSTS	\$1,029,446	\$908,795	\$164,295	\$130,698	\$130,698
1005 FACULTY SALARIES	\$64,031,705	\$48,476,810	\$62,228,539	\$5,574,674	\$5,574,674
1010 PROFESSIONAL SALARIES	\$16,165	\$0	\$0	\$0	\$0
2001 PROFESSIONAL FEES AND SERVICES	\$662,061	\$0	\$0	\$0	\$0
2002 FUELS AND LUBRICANTS	\$10,871	\$0	\$0	\$0	\$0
2003 CONSUMABLE SUPPLIES	\$1,578,888	\$0	\$0	\$0	\$0
2004 UTILITIES	\$984,266	\$98,174	\$71,774	\$0	\$0
2005 TRAVEL	\$0	\$176,790	\$27,754	\$18,753	\$18,753
2006 RENT - BUILDING	\$2,766,879	\$1,291,597	\$1,291,597	\$1,227,017	\$1,227,017
2007 RENT - MACHINE AND OTHER	\$91,478	\$0	\$0	\$0	\$0
2008 DEBT SERVICE	\$18,020,250	\$18,121,775	\$18,020,350	\$18,019,850	\$18,019,900
2009 OTHER OPERATING EXPENSE	\$10,556,170	\$11,872,339	\$11,705,282	\$11,140,908	\$11,140,908
3001 CLIENT SERVICES	\$413,056	\$0	\$0	\$0	\$0
5000 CAPITAL EXPENDITURES	\$706,522	\$0	\$0	\$0	\$0
<b>OOE Total (Excluding Riders)</b>	<b>\$132,122,737</b>	<b>\$139,479,925</b>	<b>\$123,485,341</b>	<b>\$39,383,691</b>	<b>\$39,383,741</b>
<b>OOE Total (Riders)</b>					
<b>Grand Total</b>	<b>\$132,122,737</b>	<b>\$139,479,925</b>	<b>\$123,485,341</b>	<b>\$39,383,691</b>	<b>\$39,383,741</b>

**2.D. Summary of Base Request Objective Outcomes**  
87th Regular Session, Agency Submission, Version 1  
Automated Budget and Evaluation system of Texas (ABEST)

10/20/2020 6:32:15PM

<b>746 The University of Texas Rio Grande Valley</b>					
<b>Goal/ Objective / Outcome</b>	<b>Exp 2019</b>	<b>Est 2020</b>	<b>Bud 2021</b>	<b>BL 2022</b>	<b>BL 2023</b>
<b>1 Provide Instructional and Operations Support</b>					
<b>1 Provide Instructional and Operations Support</b>					
<b>1 % 1st-time, Full-time, Degree-seeking Frsh Earn Degree in 6 Yrs</b>					
	45.90%	45.90%	46.00%	47.00%	48.00%
<b>2 % 1st-time, Full-time, Degree-seeking White Frsh Earn Deg in 6 Yrs</b>					
	36.20%	36.00%	36.10%	38.00%	38.00%
<b>3 % 1st-time, Full-time, Degree-seeking Hisp Frsh Earn Deg in 6 Yrs</b>					
	45.80%	45.80%	45.90%	47.80%	47.80%
<b>4 % 1st-time, Full-time, Degree-seeking Black Frsh Earn Deg in 6 Yrs</b>					
	31.30%	47.40%	47.50%	49.40%	49.40%
<b>5 % 1st-time, Full-time, Degree-seeking Oth Frshmn Earn Deg in 6 Yrs</b>					
	52.60%	52.50%	52.60%	54.50%	54.50%
<b>KEY</b> <b>6 % 1st-time, Full-time, Degree-seeking Frsh Earn Degree in 4 Yrs</b>					
	24.20%	24.70%	28.50%	29.00%	29.00%
<b>7 % 1st-time-Full-time, Degree-seeking White Frsh Earn Deg in 4 Yrs</b>					
	28.00%	19.20%	25.00%	26.00%	28.00%
<b>8 % 1st-time, Full-time, Degree-seeking Hisp Frsh Earn Deg in 4 Yrs</b>					
	23.40%	24.10%	25.00%	26.00%	28.00%
<b>9 % 1st-time, Full-time, Degree-seeking Black Frsh Earn Deg in 4 Yrs</b>					
	5.00%	52.90%	25.00%	26.00%	28.00%
<b>10 % 1st-time, Full-time, Degree-seeking Other Frsh Earn Deg in 4 Yrs</b>					
	38.00%	33.20%	35.00%	36.00%	37.00%
<b>KEY</b> <b>11 Persistence Rate 1st-time, Full-time, Deg-seeking Frsh after 1 Yr</b>					
	76.50%	76.50%	82.00%	82.00%	82.00%
<b>12 Persistence 1st-time, Full-time, Deg-seeking White Frsh after 1 Yr</b>					
	76.10%	77.40%	82.90%	82.90%	82.90%

**2.D. Summary of Base Request Objective Outcomes**  
87th Regular Session, Agency Submission, Version 1  
Automated Budget and Evaluation system of Texas (ABEST)

10/20/2020 6:32:15PM

<b>746 The University of Texas Rio Grande Valley</b>					
<i>Goal/ Objective / Outcome</i>	<b>Exp 2019</b>	<b>Est 2020</b>	<b>Bud 2021</b>	<b>BL 2022</b>	<b>BL 2023</b>
<b>13 Persistence 1st-time, Full-time, Deg-seeking Hisp Frsh after 1 Yr</b>	76.40%	76.40%	81.90%	81.90%	81.90%
<b>14 Persistence 1st-time, Full-time, Deg-seeking Black Frsh after 1 Yr</b>	100.00%	86.70%	92.20%	92.20%	92.20%
<b>15 Persistence 1st-time, Full-time, Deg-seeking Other Frsh after 1 Yr</b>	76.50%	76.40%	81.90%	81.90%	81.90%
<b>16 Percent of Semester Credit Hours Completed</b>	94.30%	94.00%	94.00%	94.00%	94.00%
<b>KEY 17 Certification Rate of Teacher Education Graduates</b>	92.30%	88.40%	88.50%	88.50%	88.50%
<b>18 % of Underprepared Students Satisfy TSI Obligation in Math</b>	83.10%	74.00%	82.50%	82.50%	82.50%
<b>19 % of Underprepared Students Satisfy TSI Obligation in Writing RGV</b>	93.90%	84.00%	91.30%	91.30%	91.30%
<b>20 % of Underprepared Students Satisfy TSI Obligation in Reading</b>	94.30%	87.00%	92.30%	92.30%	92.30%
<b>KEY 21 % of Baccalaureate Graduates Who Are 1st Generation College Grad</b>	63.20%	61.20%	62.40%	62.40%	62.40%
<b>22 Percent of Transfer Students Who Graduate within 4 Years</b>	93.00%	97.60%	98.00%	98.00%	98.00%
<b>23 Percent of Transfer Students Who Graduate within 2 Years</b>	58.30%	58.70%	60.00%	60.00%	60.00%
<b>KEY 24 % Lower Div Semester Credit Hours Taught by Tenured/Tenure-Track</b>	54.40%	58.30%	59.00%	59.00%	59.00%
<b>KEY 25 State Licensure Pass Rate of Engineering Graduates</b>	45.00%	44.20%	45.00%	45.00%	45.00%



**2.D. Summary of Base Request Objective Outcomes**

10/20/2020 6:32:15PM

87th Regular Session, Agency Submission, Version 1  
Automated Budget and Evaluation system of Texas (ABEST)

**746 The University of Texas Rio Grande Valley**

Goal/ Objective / Outcome		Exp 2019	Est 2020	Bud 2021	BL 2022	BL 2023
<b>KEY</b>	<b>26 State Licensure Pass Rate of Nursing Graduates</b>	97.00%	93.00%	94.00%	94.00%	94.00%
<b>KEY</b>	<b>27 \$ Value of External or Sponsored Research Funds (in Millions)</b>	9.41	7.74	8.00	9.00	10.00
	<b>28 External Research Funds As Percentage Appropriated for Research</b>	1,109.00%	923.00%	955.00%	1,074.00%	1,193.00%

**2.E. Summary of Exceptional Items Request**  
87th Regular Session, Agency Submission, Version 1  
Automated Budget and Evaluation System of Texas (ABEST)

DATE: 10/20/2020  
TIME : 6:32:15PM

Agency code: 746

Agency name: The University of Texas Rio Grande Valley

Priority	Item	2022			2023			Biennium	
		GR and GR/GR Dedicated	All Funds	FTEs	GR and GR Dedicated	All Funds	FTEs	GR and GR Dedicated	All Funds
1	Restoration: 2022-23 Base Reduction	\$600,006	\$600,006		\$600,006	\$600,006		\$1,200,012	\$1,200,012
<b>Total, Exceptional Items Request</b>		<b>\$600,006</b>	<b>\$600,006</b>		<b>\$600,006</b>	<b>\$600,006</b>		<b>\$1,200,012</b>	<b>\$1,200,012</b>
<b>Method of Financing</b>									
	General Revenue	\$600,006	\$600,006		\$600,006	\$600,006		\$1,200,012	\$1,200,012
	General Revenue - Dedicated								
	Federal Funds								
	Other Funds								
		<b>\$600,006</b>	<b>\$600,006</b>		<b>\$600,006</b>	<b>\$600,006</b>		<b>\$1,200,012</b>	<b>\$1,200,012</b>

**Full Time Equivalent Positions**

**Number of 100% Federally Funded FTEs**

**2.F. Summary of Total Request by Strategy**  
87th Regular Session, Agency Submission, Version 1  
Automated Budget and Evaluation System of Texas (ABEST)

DATE : 10/20/2020  
TIME : 6:32:16PM

Agency code: 746 Agency name: The University of Texas Rio Grande Valley

Goal/Objective/STRATEGY	Base 2022	Base 2023	Exceptional 2022	Exceptional 2023	Total Request 2022	Total Request 2023
<b>1</b> Provide Instructional and Operations Support						
<b>1</b> <i>Provide Instructional and Operations Support</i>						
<b>1</b> OPERATIONS SUPPORT	\$0	\$0	\$0	\$0	\$0	\$0
<b>3</b> STAFF GROUP INSURANCE PREMIUMS	5,050,000	5,050,000	0	0	5,050,000	5,050,000
<b>4</b> WORKERS' COMPENSATION INSURANCE	118,970	118,970	6,261	6,261	125,231	125,231
<b>6</b> TEXAS PUBLIC EDUCATION GRANTS	4,761,484	4,761,484	0	0	4,761,484	4,761,484
<b>TOTAL, GOAL 1</b>	<b>\$9,930,454</b>	<b>\$9,930,454</b>	<b>\$6,261</b>	<b>\$6,261</b>	<b>\$9,936,715</b>	<b>\$9,936,715</b>
<b>2</b> Provide Infrastructure Support						
<b>1</b> <i>Provide Operation and Maintenance of E&amp;G Space</i>						
<b>1</b> E&G SPACE SUPPORT	0	0	0	0	0	0
<b>2</b> TUITION REVENUE BOND RETIREMENT	18,019,850	18,019,900	0	0	18,019,850	18,019,900
<b>3</b> LEASE OF FACILITIES	1,227,017	1,227,017	64,580	64,580	1,291,597	1,291,597
<b>TOTAL, GOAL 2</b>	<b>\$19,246,867</b>	<b>\$19,246,917</b>	<b>\$64,580</b>	<b>\$64,580</b>	<b>\$19,311,447</b>	<b>\$19,311,497</b>

**2.F. Summary of Total Request by Strategy**  
87th Regular Session, Agency Submission, Version 1  
Automated Budget and Evaluation System of Texas (ABEST)

DATE : 10/20/2020  
TIME : 6:32:16PM

Agency code: 746 Agency name: The University of Texas Rio Grande Valley

Goal/Objective/STRATEGY	Base 2022	Base 2023	Exceptional 2022	Exceptional 2023	Total Request 2022	Total Request 2023
<b>3 Provide Non-formula Support</b>						
<i>1 INSTRUCTIONAL SUPPORT</i>						
1 PROF DEVELOPMENT/DISTANCE LEARNING	\$74,429	\$74,429	\$3,917	\$3,917	\$78,346	\$78,346
2 COOPERATIVE PHARMACY DOCTORATE	0	0	0	0	0	0
3 STARR COUNTY UPPER LEVEL CENTER	27,615	27,615	1,453	1,453	29,068	29,068
4 MCALLEN TEACHING SITE	236,438	236,438	12,444	12,444	248,882	248,882
5 ACADEMY OF MATHEMATICS AND SCIENCE	328,387	328,387	17,283	17,283	345,670	345,670
<i>3 Public Service</i>						
2 CENTER FOR MANUFACTURING	142,389	142,389	7,494	7,494	149,883	149,883
3 UT SYSTEM K-12 COLLABORATION	30,651	30,651	1,613	1,613	32,264	32,264
4 K-16 COLLABORATION	102,364	102,364	5,387	5,387	107,751	107,751
6 DIABETES REGISTRY	75,157	75,157	3,956	3,956	79,113	79,113
7 TEXAS/MEXICO BORDER HEALTH	104,201	104,201	5,484	5,484	109,685	109,685
8 REGIONAL ADVANCED TOOLING CENTER	328,386	328,386	17,284	17,284	345,670	345,670
10 BORDER ECON/ENTERPRISE DEVELOPMENT	530,263	530,263	19,896	19,896	550,159	550,159
<i>4 INSTITUTIONAL SUPPORT</i>						
1 INSTITUTIONAL ENHANCEMENT	8,077,231	8,077,231	425,119	425,120	8,502,350	8,502,351
2 FIRST YEAR UNIVERSITY SUCCESS	148,859	148,859	7,835	7,834	156,694	156,693
<b>TOTAL, GOAL 3</b>	<b>\$10,206,370</b>	<b>\$10,206,370</b>	<b>\$529,165</b>	<b>\$529,165</b>	<b>\$10,735,535</b>	<b>\$10,735,535</b>
<b>5 Research Funds</b>						
<i>3 Comprehensive Research Fund</i>						
1 COMPREHENSIVE RESEARCH FUND	0	0	0	0	0	0
<b>TOTAL, GOAL 5</b>	<b>\$0</b>	<b>\$0</b>	<b>\$0</b>	<b>\$0</b>	<b>\$0</b>	<b>\$0</b>

**2.F. Summary of Total Request by Strategy**  
87th Regular Session, Agency Submission, Version 1  
Automated Budget and Evaluation System of Texas (ABEST)

DATE : 10/20/2020  
TIME : 6:32:16PM

Agency code: 746	Agency name: The University of Texas Rio Grande Valley					
Goal/Objective/STRATEGY	Base 2022	Base 2023	Exceptional 2022	Exceptional 2023	Total Request 2022	Total Request 2023
TOTAL, AGENCY STRATEGY REQUEST	\$39,383,691	\$39,383,741	\$600,006	\$600,006	\$39,983,697	\$39,983,747
TOTAL, AGENCY RIDER APPROPRIATIONS REQUEST						
GRAND TOTAL, AGENCY REQUEST	\$39,383,691	\$39,383,741	\$600,006	\$600,006	\$39,983,697	\$39,983,747

**2.F. Summary of Total Request by Strategy**  
87th Regular Session, Agency Submission, Version 1  
Automated Budget and Evaluation System of Texas (ABEST)

DATE : 10/20/2020  
TIME : 6:32:16PM

Agency code: 746		Agency name: The University of Texas Rio Grande Valley					
Goal/Objective/STRATEGY		Base 2022	Base 2023	Exceptional 2022	Exceptional 2023	Total Request 2022	Total Request 2023
General Revenue Funds:							
1	General Revenue Fund	\$29,419,960	\$29,420,010	\$600,006	\$600,006	\$30,019,966	\$30,020,016
		\$29,419,960	\$29,420,010	\$600,006	\$600,006	\$30,019,966	\$30,020,016
General Revenue Dedicated Funds:							
704	Est Bd Authorized Tuition Inc	0	0	0	0	0	0
770	Est. Other Educational & General	9,811,484	9,811,484	0	0	9,811,484	9,811,484
		\$9,811,484	\$9,811,484	\$0	\$0	\$9,811,484	\$9,811,484
Other Funds:							
777	Interagency Contracts	152,247	152,247	0	0	152,247	152,247
		\$152,247	\$152,247	\$0	\$0	\$152,247	\$152,247
TOTAL, METHOD OF FINANCING		\$39,383,691	\$39,383,741	\$600,006	\$600,006	\$39,983,697	\$39,983,747
FULL TIME EQUIVALENT POSITIONS		1,597.2	1,597.2	0.0	0.0	1,597.2	1,597.2

**2.G. Summary of Total Request Objective Outcomes**  
87th Regular Session, Agency Submission, Version 1  
Automated Budget and Evaluation system of Texas (ABEST)

Date : 10/20/2020

Time: 6:32:16PM

Agency code: 746

Agency name: The University of Texas Rio Grande Valley

Goal/ Objective / Outcome

		BL 2022	BL 2023	Excp 2022	Excp 2023	Total Request 2022	Total Request 2023
1	Provide Instructional and Operations Support						
1	Provide Instructional and Operations Support						
	<b>1 % 1st-time, Full-time, Degree-seeking Frsh Earn Degree in 6 Yrs</b>						
		47.00%	48.00%			47.00%	48.00%
	<b>2 % 1st-time, Full-time, Degree-seeking White Frsh Earn Deg in 6 Yrs</b>						
		38.00%	38.00%			38.00%	38.00%
	<b>3 % 1st-time, Full-time, Degree-seeking Hisp Frsh Earn Deg in 6 Yrs</b>						
		47.80%	47.80%			47.80%	47.80%
	<b>4 % 1st-time, Full-time, Degree-seeking Black Frsh Earn Deg in 6 Yrs</b>						
		49.40%	49.40%			49.40%	49.40%
	<b>5 % 1st-time, Full-time, Degree-seeking Oth Frshmn Earn Deg in 6 Yrs</b>						
		54.50%	54.50%			54.50%	54.50%
KEY	<b>6 % 1st-time, Full-time, Degree-seeking Frsh Earn Degree in 4 Yrs</b>						
		29.00%	29.00%			29.00%	29.00%
	<b>7 % 1st-time-Full-time, Degree-seeking White Frsh Earn Deg in 4 Yrs</b>						
		26.00%	28.00%			26.00%	28.00%
	<b>8 % 1st-time, Full-time, Degree-seeking Hisp Frsh Earn Deg in 4 Yrs</b>						
		26.00%	28.00%			26.00%	28.00%

**2.G. Summary of Total Request Objective Outcomes**  
87th Regular Session, Agency Submission, Version 1  
Automated Budget and Evaluation system of Texas (ABEST)

Date : 10/20/2020

Time: 6:32:16PM

Agency code: 746

Agency name: The University of Texas Rio Grande Valley

Goal/ Objective / Outcome

	BL 2022	BL 2023	Excp 2022	Excp 2023	Total Request 2022	Total Request 2023
<b>9 % 1st-time, Full-time, Degree-seeking Black Frsh Earn Deg in 4 Yrs</b>						
	26.00%	28.00%			26.00%	28.00%
<b>10 % 1st-time, Full-time, Degree-seeking Other Frsh Earn Deg in 4 Yrs</b>						
	36.00%	37.00%			36.00%	37.00%
<b>KEY 11 Persistence Rate 1st-time, Full-time, Deg-seeking Frsh after 1 Yr</b>						
	82.00%	82.00%			82.00%	82.00%
<b>12 Persistence 1st-time, Full-time, Deg-seeking White Frsh after 1 Yr</b>						
	82.90%	82.90%			82.90%	82.90%
<b>13 Persistence 1st-time, Full-time, Deg-seeking Hisp Frsh after 1 Yr</b>						
	81.90%	81.90%			81.90%	81.90%
<b>14 Persistence 1st-time, Full-time, Deg-seeking Black Frsh after 1 Yr</b>						
	92.20%	92.20%			92.20%	92.20%
<b>15 Persistence 1st-time, Full-time, Deg-seeking Other Frsh after 1 Yr</b>						
	81.90%	81.90%			81.90%	81.90%
<b>16 Percent of Semester Credit Hours Completed</b>						
	94.00%	94.00%			94.00%	94.00%
<b>KEY 17 Certification Rate of Teacher Education Graduates</b>						
	88.50%	88.50%			88.50%	88.50%



**2.G. Summary of Total Request Objective Outcomes**  
87th Regular Session, Agency Submission, Version 1  
Automated Budget and Evaluation system of Texas (ABEST)

Date : 10/20/2020

Time: 6:32:16PM

Agency code: 746

Agency name: The University of Texas Rio Grande Valley

Goal/ Objective / Outcome

	BL 2022	BL 2023	Excp 2022	Excp 2023	Total Request 2022	Total Request 2023
<b>18 % of Underprepared Students Satisfy TSI Obligation in Math</b>						
	82.50%	82.50%			82.50%	82.50%
<b>19 % of Underprepared Students Satisfy TSI Obligation in Writing RGV</b>						
	91.30%	91.30%			91.30%	91.30%
<b>20 % of Underprepared Students Satisfy TSI Obligation in Reading</b>						
	92.30%	92.30%			92.30%	92.30%
<b>KEY 21 % of Baccalaureate Graduates Who Are 1st Generation College Grad</b>						
	62.40%	62.40%			62.40%	62.40%
<b>22 Percent of Transfer Students Who Graduate within 4 Years</b>						
	98.00%	98.00%			98.00%	98.00%
<b>23 Percent of Transfer Students Who Graduate within 2 Years</b>						
	60.00%	60.00%			60.00%	60.00%
<b>KEY 24 % Lower Div Semester Credit Hours Taught by Tenured/Tenure-Track</b>						
	59.00%	59.00%			59.00%	59.00%
<b>KEY 25 State Licensure Pass Rate of Engineering Graduates</b>						
	45.00%	45.00%			45.00%	45.00%
<b>KEY 26 State Licensure Pass Rate of Nursing Graduates</b>						
	94.00%	94.00%			94.00%	94.00%

**2.G. Summary of Total Request Objective Outcomes**  
87th Regular Session, Agency Submission, Version 1  
Automated Budget and Evaluation system of Texas (ABEST)

Date : 10/20/2020

Time: 6:32:16PM

Agency code: 746

Agency name: The University of Texas Rio Grande Valley

Goal/ Objective / Outcome

	BL 2022	BL 2023	Excp 2022	Excp 2023	Total Request 2022	Total Request 2023
<b>KEY</b>						
<b>27 \$ Value of External or Sponsored Research Funds (in Millions)</b>						
	9.00	10.00			9.00	10.00
<b>28 External Research Funds As Percentage Appropriated for Research</b>						
	1,074.00%	1,193.00%			1,074.00%	1,193.00%

**746 The University of Texas Rio Grande Valley**

GOAL: 1 Provide Instructional and Operations Support  
OBJECTIVE: 1 Provide Instructional and Operations Support  
STRATEGY: 1 Operations Support

Service Categories:

Service: 19 Income: A.2 Age: B.3

CODE	DESCRIPTION	Exp 2019	Est 2020	Bud 2021	BL 2022 <sup>(1)</sup>	BL 2023 <sup>(1)</sup>
<b>Output Measures:</b>						
1	Number of Undergraduate Degrees Awarded RGV	4,550.00	4,188.00	4,300.00	4,500.00	4,600.00
2	Number of Minority Graduates RGV	4,802.00	4,124.00	4,200.00	4,300.00	4,400.00
3	# of Underprepared Students Who Satisfy TSI Obligation in Math RGV	206.00	262.00	250.00	250.00	250.00
4	# of Underprepared Students Who Satisfy TSI Obligation in Writing RGV	92.00	91.00	91.00	92.00	91.00
5	# of Underprepared Students Who Satisfy TSI Obligation in Reading RGV	100.00	87.00	90.00	92.00	92.00
6	Number of Two-Year College Transfers Who Graduate RGV	491.00	455.00	468.00	482.00	497.00
<b>Efficiency Measures:</b>						
KEY 1	Administrative Cost As a Percent of Operating Budget RGV	7.44 %	7.62 %	7.50 %	7.50 %	7.50 %
KEY 2	Avg Cost of Resident Undergraduate Tuition and Fees for 15 SCH	3,718.00	3,853.00	3,980.00	3,980.00	3,980.00
<b>Explanatory/Input Measures:</b>						
1	Student/Faculty Ratio RGV	20.70	21.40	21.00	21.00	21.00
2	Number of Minority Students Enrolled RGV	25,190.00	26,019.00	29,000.00	29,800.00	30,700.00
3	Number of Community College Transfers Enrolled RGV	911.00	855.00	880.00	907.00	934.00
4	Number of Semester Credit Hours Completed RGV	323,381.00	331,745.00	353,336.00	363,936.00	374,854.00

(1) - Formula funded strategies are not requested in 2022-23 because amounts are not determined by institutions.

**746 The University of Texas Rio Grande Valley**

GOAL: 1 Provide Instructional and Operations Support  
OBJECTIVE: 1 Provide Instructional and Operations Support  
STRATEGY: 1 Operations Support

Service Categories:

Service: 19 Income: A.2 Age: B.3

CODE	DESCRIPTION	Exp 2019	Est 2020	Bud 2021	BL 2022 <sup>(1)</sup>	BL 2023 <sup>(1)</sup>
	5 Number of Semester Credit Hours RGV	338,890.00	347,948.00	373,901.00	385,118.00	385,118.00
	6 Number of Students Enrolled as of the Twelfth Class Day RGV	28,644.00	29,113.00	32,800.00	33,000.00	33,500.00
KEY 7	Average Student Loan Debt	15,193.00	15,212.00	15,400.00	15,600.00	16,100.00
KEY 8	Percent of Students with Student Loan Debt	56.79 %	57.50 %	59.50 %	60.00 %	60.50 %
KEY 9	Average Financial Aid Award Per Full-Time Student	10,624.00	10,810.00	10,910.00	11,110.00	11,210.00
KEY 10	Percent of Full-Time Students Receiving Financial Aid	88.24 %	88.70 %	88.90 %	89.10 %	89.20 %
<b>Objects of Expense:</b>						
1001	SALARIES AND WAGES	\$28,721,972	\$43,575,107	\$20,074,459	\$0	\$0
1002	OTHER PERSONNEL COSTS	\$863,164	\$752,890	\$0	\$0	\$0
1005	FACULTY SALARIES	\$58,468,751	\$43,062,331	\$56,653,865	\$0	\$0
1010	PROFESSIONAL SALARIES	\$16,165	\$0	\$0	\$0	\$0
2001	PROFESSIONAL FEES AND SERVICES	\$629,400	\$0	\$0	\$0	\$0
2002	FUELS AND LUBRICANTS	\$10,758	\$0	\$0	\$0	\$0
2003	CONSUMABLE SUPPLIES	\$1,373,051	\$0	\$0	\$0	\$0
2004	UTILITIES	\$957,323	\$0	\$0	\$0	\$0
2006	RENT - BUILDING	\$1,320,124	\$0	\$0	\$0	\$0
2007	RENT - MACHINE AND OTHER	\$80,661	\$0	\$0	\$0	\$0

(1) - Formula funded strategies are not requested in 2022-23 because amounts are not determined by institutions.

**746 The University of Texas Rio Grande Valley**

GOAL: 1 Provide Instructional and Operations Support  
OBJECTIVE: 1 Provide Instructional and Operations Support  
STRATEGY: 1 Operations Support

Service Categories:

Service: 19 Income: A.2 Age: B.3

CODE	DESCRIPTION	Exp 2019	Est 2020	Bud 2021	BL 2022 <sup>(1)</sup>	BL 2023 <sup>(1)</sup>
2009	OTHER OPERATING EXPENSE	\$1,083,450	\$0	\$0	\$0	\$0
3001	CLIENT SERVICES	\$10,500	\$0	\$0	\$0	\$0
5000	CAPITAL EXPENDITURES	\$661,817	\$0	\$0	\$0	\$0
<b>TOTAL, OBJECT OF EXPENSE</b>		<b>\$94,197,136</b>	<b>\$87,390,328</b>	<b>\$76,728,324</b>	<b>\$0</b>	<b>\$0</b>
<b>Method of Financing:</b>						
1	General Revenue Fund	\$63,528,828	\$57,094,969	\$52,394,608	\$0	\$0
<b>SUBTOTAL, MOF (GENERAL REVENUE FUNDS)</b>		<b>\$63,528,828</b>	<b>\$57,094,969</b>	<b>\$52,394,608</b>	<b>\$0</b>	<b>\$0</b>
<b>Method of Financing:</b>						
704	Est Bd Authorized Tuition Inc	\$3,428,584	\$3,978,772	\$3,395,390	\$0	\$0
770	Est. Other Educational & General	\$27,239,724	\$26,316,587	\$20,938,326	\$0	\$0
<b>SUBTOTAL, MOF (GENERAL REVENUE FUNDS - DEDICATED)</b>		<b>\$30,668,308</b>	<b>\$30,295,359</b>	<b>\$24,333,716</b>	<b>\$0</b>	<b>\$0</b>
<b>TOTAL, METHOD OF FINANCE (INCLUDING RIDERS)</b>					<b>\$0</b>	<b>\$0</b>
<b>TOTAL, METHOD OF FINANCE (EXCLUDING RIDERS)</b>		<b>\$94,197,136</b>	<b>\$87,390,328</b>	<b>\$76,728,324</b>	<b>\$0</b>	<b>\$0</b>
<b>FULL TIME EQUIVALENT POSITIONS:</b>		<b>1,439.3</b>	<b>819.8</b>	<b>1,218.5</b>	<b>1,218.5</b>	<b>1,218.5</b>

(1) - Formula funded strategies are not requested in 2022-23 because amounts are not determined by institutions.

**746 The University of Texas Rio Grande Valley**

GOAL: 1 Provide Instructional and Operations Support  
OBJECTIVE: 1 Provide Instructional and Operations Support  
STRATEGY: 1 Operations Support

Service Categories:

Service: 19 Income: A.2 Age: B.3

CODE	DESCRIPTION	Exp 2019	Est 2020	Bud 2021	BL 2022 <sup>(1)</sup>	BL 2023 <sup>(1)</sup>
------	-------------	----------	----------	----------	------------------------	------------------------

**STRATEGY DESCRIPTION AND JUSTIFICATION:**

The Instruction and Operations Formula provides funding for faculty salaries, departmental operating expense, library, instructional administration, research enhancement, student services and institutional support. The funds are distributed on a weighted semester credit hour basis. The rate per weighted semester credit hour is established by the Legislature each biennium.

**EXTERNAL/INTERNAL FACTORS IMPACTING STRATEGY:**

**EXPLANATION OF BIENNIAL CHANGE (includes Rider amounts):**

<u>STRATEGY BIENNIAL TOTAL - ALL FUNDS</u>		<u>BIENNIAL CHANGE</u>	<u>EXPLANATION OF BIENNIAL CHANGE</u>	
<u>Base Spending (Est 2020 + Bud 2021)</u>	<u>Baseline Request (BL 2022 + BL 2023)</u>		<u>\$ Amount</u>	<u>Explanation(s) of Amount (must specify MOFs and FTEs)</u>
\$164,118,652	\$0	\$(164,118,652)	\$(164,118,652)	Formula funded strategies are not requested in 2022-23 because amounts are not determined by institutions.
			<u>\$(164,118,652)</u>	<b>Total of Explanation of Biennial Change</b>

(1) - Formula funded strategies are not requested in 2022-23 because amounts are not determined by institutions.

**746 The University of Texas Rio Grande Valley**

GOAL: 1 Provide Instructional and Operations Support  
OBJECTIVE: 1 Provide Instructional and Operations Support  
STRATEGY: 3 Staff Group Insurance Premiums

Service Categories:

Service: 06 Income: A.2 Age: B.3

CODE	DESCRIPTION	Exp 2019	Est 2020	Bud 2021	BL 2022	BL 2023
<b>Objects of Expense:</b>						
2009	OTHER OPERATING EXPENSE	\$3,897,729	\$3,475,188	\$5,050,000	\$5,050,000	\$5,050,000
<b>TOTAL, OBJECT OF EXPENSE</b>		<b>\$3,897,729</b>	<b>\$3,475,188</b>	<b>\$5,050,000</b>	<b>\$5,050,000</b>	<b>\$5,050,000</b>
<b>Method of Financing:</b>						
770	Est. Other Educational & General	\$3,897,729	\$3,475,188	\$5,050,000	\$5,050,000	\$5,050,000
<b>SUBTOTAL, MOF (GENERAL REVENUE FUNDS - DEDICATED)</b>		<b>\$3,897,729</b>	<b>\$3,475,188</b>	<b>\$5,050,000</b>	<b>\$5,050,000</b>	<b>\$5,050,000</b>
<b>TOTAL, METHOD OF FINANCE (INCLUDING RIDERS)</b>					<b>\$5,050,000</b>	<b>\$5,050,000</b>
<b>TOTAL, METHOD OF FINANCE (EXCLUDING RIDERS)</b>		<b>\$3,897,729</b>	<b>\$3,475,188</b>	<b>\$5,050,000</b>	<b>\$5,050,000</b>	<b>\$5,050,000</b>

**FULL TIME EQUIVALENT POSITIONS:**

**STRATEGY DESCRIPTION AND JUSTIFICATION:**

This strategy is to provide proportional share of staff group insurance premiums paid from Other Educational and General funds.

**EXTERNAL/INTERNAL FACTORS IMPACTING STRATEGY:**

**746 The University of Texas Rio Grande Valley**

GOAL: 1 Provide Instructional and Operations Support  
OBJECTIVE: 1 Provide Instructional and Operations Support  
STRATEGY: 3 Staff Group Insurance Premiums

Service Categories:

Service: 06 Income: A.2 Age: B.3

CODE	DESCRIPTION	Exp 2019	Est 2020	Bud 2021	BL 2022	BL 2023
------	-------------	----------	----------	----------	---------	---------

**EXPLANATION OF BIENNIAL CHANGE (includes Rider amounts):**

<u>STRATEGY BIENNIAL TOTAL - ALL FUNDS</u>		<u>BIENNIAL CHANGE</u>	<u>EXPLANATION OF BIENNIAL CHANGE</u>	
<u>Base Spending (Est 2020 + Bud 2021)</u>	<u>Baseline Request (BL 2022 + BL 2023)</u>		<u>\$ Amount</u>	<u>Explanation(s) of Amount (must specify MOFs and FTEs)</u>
\$8,525,188	\$10,100,000	\$1,574,812	\$1,574,812	Increase due to premium sharing cost and follows requirements of proportional spending in APS 11.
			<u>\$1,574,812</u>	<b>Total of Explanation of Biennial Change</b>



**746 The University of Texas Rio Grande Valley**

GOAL: 1 Provide Instructional and Operations Support  
OBJECTIVE: 1 Provide Instructional and Operations Support  
STRATEGY: 4 Workers' Compensation Insurance

Service Categories:

Service: 06      Income: A.2      Age: B.3

CODE	DESCRIPTION	Exp 2019	Est 2020	Bud 2021	BL 2022	BL 2023
<b>Objects of Expense:</b>						
1002	OTHER PERSONNEL COSTS	\$125,231	\$125,231	\$125,231	\$118,970	\$118,970
<b>TOTAL, OBJECT OF EXPENSE</b>		<b>\$125,231</b>	<b>\$125,231</b>	<b>\$125,231</b>	<b>\$118,970</b>	<b>\$118,970</b>
<b>Method of Financing:</b>						
1	General Revenue Fund	\$125,231	\$125,231	\$125,231	\$118,970	\$118,970
<b>SUBTOTAL, MOF (GENERAL REVENUE FUNDS)</b>		<b>\$125,231</b>	<b>\$125,231</b>	<b>\$125,231</b>	<b>\$118,970</b>	<b>\$118,970</b>
<b>TOTAL, METHOD OF FINANCE (INCLUDING RIDERS)</b>					<b>\$118,970</b>	<b>\$118,970</b>
<b>TOTAL, METHOD OF FINANCE (EXCLUDING RIDERS)</b>		<b>\$125,231</b>	<b>\$125,231</b>	<b>\$125,231</b>	<b>\$118,970</b>	<b>\$118,970</b>

**FULL TIME EQUIVALENT POSITIONS:**

**STRATEGY DESCRIPTION AND JUSTIFICATION:**

The strategy funds the Worker's Compensation payments related to Educational and General funds.

**EXTERNAL/INTERNAL FACTORS IMPACTING STRATEGY:**

**746 The University of Texas Rio Grande Valley**

GOAL: 1 Provide Instructional and Operations Support  
OBJECTIVE: 1 Provide Instructional and Operations Support  
STRATEGY: 4 Workers' Compensation Insurance

Service Categories:

Service: 06 Income: A.2 Age: B.3

CODE	DESCRIPTION	Exp 2019	Est 2020	Bud 2021	BL 2022	BL 2023
------	-------------	----------	----------	----------	---------	---------

**EXPLANATION OF BIENNIAL CHANGE (includes Rider amounts):**

<u>STRATEGY BIENNIAL TOTAL - ALL FUNDS</u>		<u>BIENNIAL CHANGE</u>	<u>EXPLANATION OF BIENNIAL CHANGE</u>	
<u>Base Spending (Est 2020 + Bud 2021)</u>	<u>Baseline Request (BL 2022 + BL 2023)</u>		<u>\$ Amount</u>	<u>Explanation(s) of Amount (must specify MOFs and FTEs)</u>
\$250,462	\$237,940	\$(12,522)	\$(12,522)	Due to 5% reduction.
			<u>\$(12,522)</u>	<b>Total of Explanation of Biennial Change</b>

**746 The University of Texas Rio Grande Valley**

GOAL: 1 Provide Instructional and Operations Support  
OBJECTIVE: 1 Provide Instructional and Operations Support  
STRATEGY: 6 Texas Public Education Grants

Service Categories:

Service: 20 Income: A.2 Age: B.3

CODE	DESCRIPTION	Exp 2019	Est 2020	Bud 2021	BL 2022	BL 2023
<b>Objects of Expense:</b>						
2009	OTHER OPERATING EXPENSE	\$5,024,173	\$5,410,584	\$4,761,484	\$4,761,484	\$4,761,484
<b>TOTAL, OBJECT OF EXPENSE</b>		<b>\$5,024,173</b>	<b>\$5,410,584</b>	<b>\$4,761,484</b>	<b>\$4,761,484</b>	<b>\$4,761,484</b>
<b>Method of Financing:</b>						
770	Est. Other Educational & General	\$5,024,173	\$5,410,584	\$4,761,484	\$4,761,484	\$4,761,484
<b>SUBTOTAL, MOF (GENERAL REVENUE FUNDS - DEDICATED)</b>		<b>\$5,024,173</b>	<b>\$5,410,584</b>	<b>\$4,761,484</b>	<b>\$4,761,484</b>	<b>\$4,761,484</b>
<b>TOTAL, METHOD OF FINANCE (INCLUDING RIDERS)</b>					<b>\$4,761,484</b>	<b>\$4,761,484</b>
<b>TOTAL, METHOD OF FINANCE (EXCLUDING RIDERS)</b>		<b>\$5,024,173</b>	<b>\$5,410,584</b>	<b>\$4,761,484</b>	<b>\$4,761,484</b>	<b>\$4,761,484</b>

**FULL TIME EQUIVALENT POSITIONS:**

**STRATEGY DESCRIPTION AND JUSTIFICATION:**

This strategy represents tuition set aside for the Texas Public Education Grants program as required by Section 56.033 of the Texas Education Code.

**EXTERNAL/INTERNAL FACTORS IMPACTING STRATEGY:**

**746 The University of Texas Rio Grande Valley**

GOAL: 1 Provide Instructional and Operations Support  
OBJECTIVE: 1 Provide Instructional and Operations Support  
STRATEGY: 6 Texas Public Education Grants

Service Categories:

Service: 20 Income: A.2 Age: B.3

CODE	DESCRIPTION	Exp 2019	Est 2020	Bud 2021	BL 2022	BL 2023
------	-------------	----------	----------	----------	---------	---------

**EXPLANATION OF BIENNIAL CHANGE (includes Rider amounts):**

<u>STRATEGY BIENNIAL TOTAL - ALL FUNDS</u>		<u>BIENNIAL CHANGE</u>	<u>EXPLANATION OF BIENNIAL CHANGE</u>	
<u>Base Spending (Est 2020 + Bud 2021)</u>	<u>Baseline Request (BL 2022 + BL 2023)</u>		<u>\$ Amount</u>	<u>Explanation(s) of Amount (must specify MOFs and FTEs)</u>
\$10,172,068	\$9,522,968	\$(649,100)	\$(649,100)	Due to decrease in enrollment.
			<u>\$(649,100)</u>	<b>Total of Explanation of Biennial Change</b>

**746 The University of Texas Rio Grande Valley**

GOAL: 2 Provide Infrastructure Support

OBJECTIVE: 1 Provide Operation and Maintenance of E&G Space

STRATEGY: 1 Educational and General Space Support

Service Categories:

Service: 19

Income: A.2

Age: B.3

CODE	DESCRIPTION	Exp 2019	Est 2020	Bud 2021	BL 2022 <sup>(1)</sup>	BL 2023 <sup>(1)</sup>
<b>Efficiency Measures:</b>						
1	Space Utilization Rate of Classrooms RGV	35.00	31.00	0.00	33.00	22.00
2	Space Utilization Rate of Labs RGV	23.00	22.00	0.00	22.00	22.00
<b>Objects of Expense:</b>						
1001	SALARIES AND WAGES	\$40,553	\$10,986,927	\$5,992,883	\$0	\$0
1002	OTHER PERSONNEL COSTS	\$740	\$0	\$0	\$0	\$0
2009	OTHER OPERATING EXPENSE	\$0	\$1,264,884	\$0	\$0	\$0
<b>TOTAL, OBJECT OF EXPENSE</b>		<b>\$41,293</b>	<b>\$12,251,811</b>	<b>\$5,992,883</b>	<b>\$0</b>	<b>\$0</b>
<b>Method of Financing:</b>						
1	General Revenue Fund	\$27,427	\$9,209,398	\$5,992,883	\$0	\$0
<b>SUBTOTAL, MOF (GENERAL REVENUE FUNDS)</b>		<b>\$27,427</b>	<b>\$9,209,398</b>	<b>\$5,992,883</b>	<b>\$0</b>	<b>\$0</b>
<b>Method of Financing:</b>						
770	Est. Other Educational & General	\$13,866	\$3,042,413	\$0	\$0	\$0
<b>SUBTOTAL, MOF (GENERAL REVENUE FUNDS - DEDICATED)</b>		<b>\$13,866</b>	<b>\$3,042,413</b>	<b>\$0</b>	<b>\$0</b>	<b>\$0</b>

(1) - Formula funded strategies are not requested in 2022-23 because amounts are not determined by institutions.

**746 The University of Texas Rio Grande Valley**

GOAL: 2 Provide Infrastructure Support

OBJECTIVE: 1 Provide Operation and Maintenance of E&G Space

STRATEGY: 1 Educational and General Space Support

Service Categories:

Service: 19

Income: A.2

Age: B.3

CODE	DESCRIPTION	Exp 2019	Est 2020	Bud 2021	BL 2022 <sup>(1)</sup>	BL 2023 <sup>(1)</sup>
<b>TOTAL, METHOD OF FINANCE (INCLUDING RIDERS)</b>					<b>\$0</b>	<b>\$0</b>
<b>TOTAL, METHOD OF FINANCE (EXCLUDING RIDERS)</b>		<b>\$41,293</b>	<b>\$12,251,811</b>	<b>\$5,992,883</b>	<b>\$0</b>	<b>\$0</b>
<b>FULL TIME EQUIVALENT POSITIONS:</b>		<b>1.3</b>	<b>354.0</b>	<b>196.5</b>	<b>196.5</b>	<b>196.5</b>

**STRATEGY DESCRIPTION AND JUSTIFICATION:**

The Infrastructure Support formula distributes funding associated with plant-related formulas and utilities. This formula is driven by the predicted square feet for universities' educational and general activities produced by the Coordinating Board Space Projection Model. The portion of the formula related to utilities is adjusted to reflect differences in unit costs for purchased utilities, including electricity, natural gas, water and wastewater, and thermal energy.

**EXTERNAL/INTERNAL FACTORS IMPACTING STRATEGY:**

(1) - Formula funded strategies are not requested in 2022-23 because amounts are not determined by institutions.

**746 The University of Texas Rio Grande Valley**

GOAL: 2 Provide Infrastructure Support  
OBJECTIVE: 1 Provide Operation and Maintenance of E&G Space  
STRATEGY: 1 Educational and General Space Support

Service Categories:  
Service: 19 Income: A.2 Age: B.3

CODE	DESCRIPTION	Exp 2019	Est 2020	Bud 2021	BL 2022 <sup>(1)</sup>	BL 2023 <sup>(1)</sup>
------	-------------	----------	----------	----------	------------------------	------------------------

**EXPLANATION OF BIENNIAL CHANGE (includes Rider amounts):**

<u>STRATEGY BIENNIAL TOTAL - ALL FUNDS</u>		BIENNIAL CHANGE	<u>EXPLANATION OF BIENNIAL CHANGE</u>	
Base Spending (Est 2020 + Bud 2021)	Baseline Request (BL 2022 + BL 2023)		\$ Amount	Explanation(s) of Amount (must specify MOFs and FTEs)
\$18,244,694	\$0	\$(18,244,694)	\$(18,244,694)	Formula funded strategies are not requested in 2022-23 because amounts are not determined by institutions.
			<u>\$(18,244,694)</u>	<b>Total of Explanation of Biennial Change</b>

(1) - Formula funded strategies are not requested in 2022-23 because amounts are not determined by institutions.

**746 The University of Texas Rio Grande Valley**

GOAL: 2 Provide Infrastructure Support  
OBJECTIVE: 1 Provide Operation and Maintenance of E&G Space  
STRATEGY: 2 Tuition Revenue Bond Retirement

Service Categories:

Service: 10 Income: A.2 Age: B.3

CODE	DESCRIPTION	Exp 2019	Est 2020	Bud 2021	BL 2022	BL 2023
<b>Objects of Expense:</b>						
2008	DEBT SERVICE	\$18,020,250	\$18,019,713	\$18,020,350	\$18,019,850	\$18,019,900
<b>TOTAL, OBJECT OF EXPENSE</b>		<b>\$18,020,250</b>	<b>\$18,019,713</b>	<b>\$18,020,350</b>	<b>\$18,019,850</b>	<b>\$18,019,900</b>
<b>Method of Financing:</b>						
1	General Revenue Fund	\$18,020,250	\$18,019,713	\$18,020,350	\$18,019,850	\$18,019,900
<b>SUBTOTAL, MOF (GENERAL REVENUE FUNDS)</b>		<b>\$18,020,250</b>	<b>\$18,019,713</b>	<b>\$18,020,350</b>	<b>\$18,019,850</b>	<b>\$18,019,900</b>
<b>TOTAL, METHOD OF FINANCE (INCLUDING RIDERS)</b>					<b>\$18,019,850</b>	<b>\$18,019,900</b>
<b>TOTAL, METHOD OF FINANCE (EXCLUDING RIDERS)</b>		<b>\$18,020,250</b>	<b>\$18,019,713</b>	<b>\$18,020,350</b>	<b>\$18,019,850</b>	<b>\$18,019,900</b>

**FULL TIME EQUIVALENT POSITIONS:**

**STRATEGY DESCRIPTION AND JUSTIFICATION:**

The Tuition Revenue Bond strategy provides for bond indebtedness payments of General Tuition Revenue Bonds. Bond indebtedness payments of General Tuition Revenue Bonds are authorized under Texas Education Code Section 55.17.

Appropriations for debt service assist the University in minimizing tuition and fee increases that would otherwise be needed to fund these types of construction projects



**746 The University of Texas Rio Grande Valley**

GOAL: 2 Provide Infrastructure Support  
OBJECTIVE: 1 Provide Operation and Maintenance of E&G Space  
STRATEGY: 2 Tuition Revenue Bond Retirement

Service Categories:  
Service: 10 Income: A.2 Age: B.3

CODE	DESCRIPTION	Exp 2019	Est 2020	Bud 2021	BL 2022	BL 2023
------	-------------	----------	----------	----------	---------	---------

**EXTERNAL/INTERNAL FACTORS IMPACTING STRATEGY:**

**EXPLANATION OF BIENNIAL CHANGE (includes Rider amounts):**

<u>STRATEGY BIENNIAL TOTAL - ALL FUNDS</u>		<u>BIENNIAL CHANGE</u>	<u>EXPLANATION OF BIENNIAL CHANGE</u>	
<u>Base Spending (Est 2020 + Bud 2021)</u>	<u>Baseline Request (BL 2022 + BL 2023)</u>		<u>\$ Amount</u>	<u>Explanation(s) of Amount (must specify MOFs and FTEs)</u>
\$36,040,063	\$36,039,750	\$(313)	\$(313)	Change in debt service requirement for bond authorizations.
			<u>\$(313)</u>	<b>Total of Explanation of Biennial Change</b>

**746 The University of Texas Rio Grande Valley**

GOAL: 2 Provide Infrastructure Support

OBJECTIVE: 1 Provide Operation and Maintenance of E&G Space

STRATEGY: 3 Lease of Facilities

Service Categories:

Service: 10

Income: A.2

Age: B.3

CODE	DESCRIPTION	Exp 2019	Est 2020	Bud 2021	BL 2022	BL 2023
<b>Objects of Expense:</b>						
2006	RENT - BUILDING	\$1,291,597	\$1,291,597	\$1,291,597	\$1,227,017	\$1,227,017
<b>TOTAL, OBJECT OF EXPENSE</b>		<b>\$1,291,597</b>	<b>\$1,291,597</b>	<b>\$1,291,597</b>	<b>\$1,227,017</b>	<b>\$1,227,017</b>
<b>Method of Financing:</b>						
1	General Revenue Fund	\$1,291,597	\$1,291,597	\$1,291,597	\$1,227,017	\$1,227,017
<b>SUBTOTAL, MOF (GENERAL REVENUE FUNDS)</b>		<b>\$1,291,597</b>	<b>\$1,291,597</b>	<b>\$1,291,597</b>	<b>\$1,227,017</b>	<b>\$1,227,017</b>
<b>TOTAL, METHOD OF FINANCE (INCLUDING RIDERS)</b>					<b>\$1,227,017</b>	<b>\$1,227,017</b>
<b>TOTAL, METHOD OF FINANCE (EXCLUDING RIDERS)</b>		<b>\$1,291,597</b>	<b>\$1,291,597</b>	<b>\$1,291,597</b>	<b>\$1,227,017</b>	<b>\$1,227,017</b>

**FULL TIME EQUIVALENT POSITIONS:**

**STRATEGY DESCRIPTION AND JUSTIFICATION:**

UTRGV continues to lease space from Texas Southmost College (TSC) because of the significant space deficit that resulted from the split of TSC and The University of Texas at Brownsville. The space lease with TSC remains critical for UTRGV's mission for the foreseeable future.

**EXTERNAL/INTERNAL FACTORS IMPACTING STRATEGY:**

**746 The University of Texas Rio Grande Valley**

GOAL: 2 Provide Infrastructure Support  
OBJECTIVE: 1 Provide Operation and Maintenance of E&G Space  
STRATEGY: 3 Lease of Facilities

Service Categories:  
Service: 10 Income: A.2 Age: B.3

CODE	DESCRIPTION	Exp 2019	Est 2020	Bud 2021	BL 2022	BL 2023
------	-------------	----------	----------	----------	---------	---------

**EXPLANATION OF BIENNIAL CHANGE (includes Rider amounts):**

<u>STRATEGY BIENNIAL TOTAL - ALL FUNDS</u>		<u>BIENNIAL CHANGE</u>	<u>EXPLANATION OF BIENNIAL CHANGE</u>	
<u>Base Spending (Est 2020 + Bud 2021)</u>	<u>Baseline Request (BL 2022 + BL 2023)</u>		<u>\$ Amount</u>	<u>Explanation(s) of Amount (must specify MOFs and FTEs)</u>
\$2,583,194	\$2,454,034	\$(129,160)	\$(129,160)	Due to 5% reduction.
			<u>\$(129,160)</u>	<b>Total of Explanation of Biennial Change</b>

**746 The University of Texas Rio Grande Valley**

GOAL: 3 Provide Non-formula Support

OBJECTIVE: 1 INSTRUCTIONAL SUPPORT

STRATEGY: 1 Professional Development/Distance Learning

Service Categories:

Service: 19

Income: A.2

Age: B.3

CODE	DESCRIPTION	Exp 2019	Est 2020	Bud 2021	BL 2022	BL 2023
<b>Objects of Expense:</b>						
1001	SALARIES AND WAGES	\$31,612	\$34,145	\$37,176	\$39,979	\$39,979
1002	OTHER PERSONNEL COSTS	\$1,020	\$1,200	\$1,200	\$0	\$0
2001	PROFESSIONAL FEES AND SERVICES	\$13,414	\$0	\$0	\$0	\$0
2003	CONSUMABLE SUPPLIES	\$3,901	\$0	\$0	\$0	\$0
2009	OTHER OPERATING EXPENSE	\$28,399	\$43,001	\$39,970	\$34,450	\$34,450
<b>TOTAL, OBJECT OF EXPENSE</b>		<b>\$78,346</b>	<b>\$78,346</b>	<b>\$78,346</b>	<b>\$74,429</b>	<b>\$74,429</b>
<b>Method of Financing:</b>						
1	General Revenue Fund	\$78,346	\$78,346	\$78,346	\$74,429	\$74,429
<b>SUBTOTAL, MOF (GENERAL REVENUE FUNDS)</b>		<b>\$78,346</b>	<b>\$78,346</b>	<b>\$78,346</b>	<b>\$74,429</b>	<b>\$74,429</b>
<b>TOTAL, METHOD OF FINANCE (INCLUDING RIDERS)</b>					<b>\$74,429</b>	<b>\$74,429</b>
<b>TOTAL, METHOD OF FINANCE (EXCLUDING RIDERS)</b>		<b>\$78,346</b>	<b>\$78,346</b>	<b>\$78,346</b>	<b>\$74,429</b>	<b>\$74,429</b>
<b>FULL TIME EQUIVALENT POSITIONS:</b>		<b>1.1</b>	<b>1.1</b>	<b>1.0</b>	<b>1.0</b>	<b>1.0</b>

**746 The University of Texas Rio Grande Valley**

GOAL: 3 Provide Non-formula Support  
OBJECTIVE: 1 INSTRUCTIONAL SUPPORT Service Categories:  
STRATEGY: 1 Professional Development/Distance Learning Service: 19 Income: A.2 Age: B.3

CODE	DESCRIPTION	Exp 2019	Est 2020	Bud 2021	BL 2022	BL 2023
------	-------------	----------	----------	----------	---------	---------

**STRATEGY DESCRIPTION AND JUSTIFICATION:**

Appropriations from this Non-Formula Support Item fund the University's Center for Online Learning and Teaching Technology (COLTT), which supports the design and delivery of online courses and programs at UTRGV, including those delivered online, by hybrid or interactive methods.

The requested funds are to provide services and facilities that promote, support, and integrate best pedagogical practices and instructional technologies in teaching, learning, and research for traditional and online learning offerings which have become more important than ever.

The Coronavirus Pandemic has had a profound impact on higher education. All courses were moved to a remote teaching or online format starting Spring 2020, and all summer courses moved to a completely online format. The institution realizes the need for the transition to be made with minimal or no interruption, so COLTT continues to provide professional development to faculty to acquire the necessary skills and knowledge for online teaching using best practices.

**EXTERNAL/INTERNAL FACTORS IMPACTING STRATEGY:**

Additional information for this strategy is available in Schedule 9, Non-formula support information.

**EXPLANATION OF BIENNIAL CHANGE (includes Rider amounts):**

<u>STRATEGY BIENNIAL TOTAL - ALL FUNDS</u>		<u>BIENNIAL CHANGE</u>	<u>EXPLANATION OF BIENNIAL CHANGE</u>	
<u>Base Spending (Est 2020 + Bud 2021)</u>	<u>Baseline Request (BL 2022 + BL 2023)</u>		<u>\$ Amount</u>	<u>Explanation(s) of Amount (must specify MOFs and FTEs)</u>
\$156,692	\$148,858	\$(7,834)	\$(7,834)	Due to 5% reduction.
			<u>\$(7,834)</u>	<b>Total of Explanation of Biennial Change</b>

**746 The University of Texas Rio Grande Valley**

GOAL: 3 Provide Non-formula Support  
OBJECTIVE: 1 INSTRUCTIONAL SUPPORT  
STRATEGY: 2 Cooperative Pharmacy Doctorate

Service Categories:

Service: 19 Income: A.2 Age: B.3

CODE	DESCRIPTION	Exp 2019	Est 2020	Bud 2021	BL 2022	BL 2023
<b>Objects of Expense:</b>						
1001	SALARIES AND WAGES	\$2,043	\$0	\$0	\$0	\$0
1005	FACULTY SALARIES	\$22,678	\$0	\$0	\$0	\$0
2003	CONSUMABLE SUPPLIES	\$17,739	\$0	\$0	\$0	\$0
2004	UTILITIES	\$298	\$0	\$0	\$0	\$0
2007	RENT - MACHINE AND OTHER	\$1,376	\$0	\$0	\$0	\$0
2009	OTHER OPERATING EXPENSE	\$4,906	\$0	\$0	\$0	\$0
3001	CLIENT SERVICES	\$15,556	\$0	\$0	\$0	\$0
<b>TOTAL, OBJECT OF EXPENSE</b>		<b>\$64,596</b>	<b>\$0</b>	<b>\$0</b>	<b>\$0</b>	<b>\$0</b>
<b>Method of Financing:</b>						
1	General Revenue Fund	\$64,596	\$0	\$0	\$0	\$0
<b>SUBTOTAL, MOF (GENERAL REVENUE FUNDS)</b>		<b>\$64,596</b>	<b>\$0</b>	<b>\$0</b>	<b>\$0</b>	<b>\$0</b>
<b>TOTAL, METHOD OF FINANCE (INCLUDING RIDERS)</b>					<b>\$0</b>	<b>\$0</b>
<b>TOTAL, METHOD OF FINANCE (EXCLUDING RIDERS)</b>		<b>\$64,596</b>	<b>\$0</b>	<b>\$0</b>	<b>\$0</b>	<b>\$0</b>
<b>FULL TIME EQUIVALENT POSITIONS:</b>						

---

**746 The University of Texas Rio Grande Valley**

GOAL: 3 Provide Non-formula Support  
OBJECTIVE: 1 INSTRUCTIONAL SUPPORT  
STRATEGY: 2 Cooperative Pharmacy Doctorate

Service Categories:

Service: 19 Income: A.2 Age: B.3

CODE	DESCRIPTION	Exp 2019	Est 2020	Bud 2021	BL 2022	BL 2023
------	-------------	----------	----------	----------	---------	---------

---

**STRATEGY DESCRIPTION AND JUSTIFICATION:**

The mission of the Cooperative Pharmacy Program (CPP) is to help fill the need for pharmacists in Texas, particularly in rural and border areas. There is a disproportionately low number of Hispanics enrolled in pharmacy programs in Texas. According to the American Association of Colleges of Pharmacy (AACP) July 2015 Vitalstats Report, only 12.4% of students enrolled in pharmacy programs across the United States are under-represented minorities, with 5.4% being Hispanic or Latino. As we grow older and more diverse as a state and nation, it is imperative that the health professions keep up with the changing demographics. Importantly, this program is providing the South Texas community with pharmacists that understand the culture and the language of the residents. This is extremely important as UTRGV is also growing the number of doctors in the RGV, Physician Assistants and other healthcare professionals that work directly with pharmacists.

Many of the CPP students would have limited opportunities to pursue a pharmacy career without the support of the CPP. Our students include migrants, single mothers, and many other hardship cases. This program has provided an opportunity to break many social and economic barriers and is helping to fulfill an ever-growing need.

The CPP has produced 117 Doctor of Pharmacy graduates, and 91 of those graduates (77.7%) continue to practice in the RGV.

**EXTERNAL/INTERNAL FACTORS IMPACTING STRATEGY:**

Additional information for this strategy is available in Schedule 9, Non-formula support information.

**746 The University of Texas Rio Grande Valley**

GOAL: 3 Provide Non-formula Support  
OBJECTIVE: 1 INSTRUCTIONAL SUPPORT  
STRATEGY: 2 Cooperative Pharmacy Doctorate

Service Categories:

Service: 19 Income: A.2 Age: B.3

CODE	DESCRIPTION	Exp 2019	Est 2020	Bud 2021	BL 2022	BL 2023
------	-------------	----------	----------	----------	---------	---------

**EXPLANATION OF BIENNIAL CHANGE (includes Rider amounts):**

<u>STRATEGY BIENNIAL TOTAL - ALL FUNDS</u>		<u>BIENNIAL CHANGE</u>	<u>EXPLANATION OF BIENNIAL CHANGE</u>	
<u>Base Spending (Est 2020 + Bud 2021)</u>	<u>Baseline Request (BL 2022 + BL 2023)</u>		<u>\$ Amount</u>	<u>Explanation(s) of Amount (must specify MOFs and FTEs)</u>
\$0	\$0	\$0		
			<b>\$0</b>	<b>Total of Explanation of Biennial Change</b>



**746 The University of Texas Rio Grande Valley**

GOAL: 3 Provide Non-formula Support  
OBJECTIVE: 1 INSTRUCTIONAL SUPPORT  
STRATEGY: 3 Starr County Upper Level Center

Service Categories:

Service: 19 Income: A.2 Age: B.3

CODE	DESCRIPTION	Exp 2019	Est 2020	Bud 2021	BL 2022	BL 2023
<b>Objects of Expense:</b>						
1001	SALARIES AND WAGES	\$24,925	\$23,611	\$24,111	\$23,148	\$23,148
1002	OTHER PERSONNEL COSTS	\$0	\$0	\$360	\$780	\$780
2003	CONSUMABLE SUPPLIES	\$2,066	\$0	\$0	\$0	\$0
2004	UTILITIES	\$5,350	\$0	\$0	\$0	\$0
2009	OTHER OPERATING EXPENSE	\$3,090	\$5,457	\$4,597	\$3,687	\$3,687
<b>TOTAL, OBJECT OF EXPENSE</b>		<b>\$35,431</b>	<b>\$29,068</b>	<b>\$29,068</b>	<b>\$27,615</b>	<b>\$27,615</b>
<b>Method of Financing:</b>						
1	General Revenue Fund	\$35,431	\$29,068	\$29,068	\$27,615	\$27,615
<b>SUBTOTAL, MOF (GENERAL REVENUE FUNDS)</b>		<b>\$35,431</b>	<b>\$29,068</b>	<b>\$29,068</b>	<b>\$27,615</b>	<b>\$27,615</b>
<b>TOTAL, METHOD OF FINANCE (INCLUDING RIDERS)</b>					<b>\$27,615</b>	<b>\$27,615</b>
<b>TOTAL, METHOD OF FINANCE (EXCLUDING RIDERS)</b>		<b>\$35,431</b>	<b>\$29,068</b>	<b>\$29,068</b>	<b>\$27,615</b>	<b>\$27,615</b>
<b>FULL TIME EQUIVALENT POSITIONS:</b>		<b>0.4</b>	<b>0.4</b>	<b>0.4</b>	<b>0.4</b>	<b>0.4</b>

**746 The University of Texas Rio Grande Valley**

GOAL: 3 Provide Non-formula Support  
OBJECTIVE: 1 INSTRUCTIONAL SUPPORT  
STRATEGY: 3 Starr County Upper Level Center

Service Categories:

Service: 19 Income: A.2 Age: B.3

CODE	DESCRIPTION	Exp 2019	Est 2020	Bud 2021	BL 2022	BL 2023
------	-------------	----------	----------	----------	---------	---------

**STRATEGY DESCRIPTION AND JUSTIFICATION:**

The mission of the University of Texas Rio Grande Valley Starr County Upper Level Center is to provide higher education opportunities to the western region of the Rio Grande Valley with an instructional site designed to meet the higher educational needs of the area.

The Center is authorized by Sec. 79.02(b)(5) of the Texas Education Code and has had an important impact on the local communities by graduating bilingual educators who are able to serve immediately in local schools. The Center has had the effect of transforming local area schools by providing fully certified teachers, where prior to its establishment most classrooms were led by uncertified teachers on emergency permits.

**EXTERNAL/INTERNAL FACTORS IMPACTING STRATEGY:**

Additional information for this strategy is available in Schedule 9, Non-formula support information.

**EXPLANATION OF BIENNIAL CHANGE (includes Rider amounts):**

<u>STRATEGY BIENNIAL TOTAL - ALL FUNDS</u>		<u>BIENNIAL CHANGE</u>	<u>EXPLANATION OF BIENNIAL CHANGE</u>	
<u>Base Spending (Est 2020 + Bud 2021)</u>	<u>Baseline Request (BL 2022 + BL 2023)</u>		<u>\$ Amount</u>	<u>Explanation(s) of Amount (must specify MOFs and FTEs)</u>
\$58,136	\$55,230	\$(2,906)	\$(2,906)	Due to 5% reduction.
			<u>\$(2,906)</u>	<b>Total of Explanation of Biennial Change</b>

**746 The University of Texas Rio Grande Valley**

GOAL: 3 Provide Non-formula Support  
OBJECTIVE: 1 INSTRUCTIONAL SUPPORT  
STRATEGY: 4 McAllen Teaching Site

Service Categories:

Service: 19      Income: A.2      Age: B.3

CODE	DESCRIPTION	Exp 2019	Est 2020	Bud 2021	BL 2022	BL 2023
<b>Objects of Expense:</b>						
1001	SALARIES AND WAGES	\$165,687	\$119,460	\$70,696	\$122,844	\$122,844
1002	OTHER PERSONNEL COSTS	\$100	\$960	\$720	\$0	\$0
1005	FACULTY SALARIES	\$26,207	\$0	\$0	\$0	\$0
2003	CONSUMABLE SUPPLIES	\$33,263	\$0	\$0	\$0	\$0
2004	UTILITIES	\$7,848	\$26,400	\$0	\$0	\$0
2005	TRAVEL	\$0	\$0	\$26,400	\$0	\$0
2007	RENT - MACHINE AND OTHER	\$2,006	\$0	\$0	\$0	\$0
2008	DEBT SERVICE	\$0	\$102,062	\$0	\$0	\$0
2009	OTHER OPERATING EXPENSE	\$41,425	\$0	\$151,066	\$113,594	\$113,594
<b>TOTAL, OBJECT OF EXPENSE</b>		<b>\$276,536</b>	<b>\$248,882</b>	<b>\$248,882</b>	<b>\$236,438</b>	<b>\$236,438</b>
<b>Method of Financing:</b>						
1	General Revenue Fund	\$276,536	\$248,882	\$248,882	\$236,438	\$236,438
<b>SUBTOTAL, MOF (GENERAL REVENUE FUNDS)</b>		<b>\$276,536</b>	<b>\$248,882</b>	<b>\$248,882</b>	<b>\$236,438</b>	<b>\$236,438</b>

**746 The University of Texas Rio Grande Valley**

GOAL: 3 Provide Non-formula Support  
OBJECTIVE: 1 INSTRUCTIONAL SUPPORT  
STRATEGY: 4 McAllen Teaching Site

Service Categories:

Service: 19 Income: A.2 Age: B.3

CODE	DESCRIPTION	Exp 2019	Est 2020	Bud 2021	BL 2022	BL 2023
<b>TOTAL, METHOD OF FINANCE (INCLUDING RIDERS)</b>					<b>\$236,438</b>	<b>\$236,438</b>
<b>TOTAL, METHOD OF FINANCE (EXCLUDING RIDERS)</b>		<b>\$276,536</b>	<b>\$248,882</b>	<b>\$248,882</b>	<b>\$236,438</b>	<b>\$236,438</b>
<b>FULL TIME EQUIVALENT POSITIONS:</b>		<b>5.6</b>	<b>4.0</b>	<b>3.0</b>	<b>3.0</b>	<b>3.0</b>

**STRATEGY DESCRIPTION AND JUSTIFICATION:**

UTRGV serves the social, economic, research, and educational needs of South Texas. With a focus on promoting excellence in teaching, research, creative activity, and community engagement, UTRGV prepares students to be socially conscious citizens and transformative leaders who will have a significant socio-economic impact on the region.

UTRGV's McAllen Teaching Site (MTS) serves as the hub for community engagement with its convenient location in McAllen, and access to its academic, professional education programs and other community engagement initiatives. MTS offers 7 state-of-the art classrooms and a conference room with full interactive video capability, in addition to a limited number of office spaces.

Courses and programs offered at MTS target graduate students and professionals. The MPA (Masters in Public Administration), and MEd (Masters in Education) in Educational Leadership are taught at MTS. UTRGV's Language Institute and Texas Manufacturing Assistance Center (TMAC) also offer classes at the Site.

Various non-credit professional education programs are offered to meet the needs for professional certification, personal growth, and academic advancement. The courses help adults and young professionals kick-start a career or advance their career in their chosen field. Courses on social media, video editing, branding, data analytics, and Excel help small business owners keep up with the latest advertising and analytical tools.

**746 The University of Texas Rio Grande Valley**

GOAL: 3 Provide Non-formula Support  
OBJECTIVE: 1 INSTRUCTIONAL SUPPORT  
STRATEGY: 4 McAllen Teaching Site

Service Categories:

Service: 19 Income: A.2 Age: B.3

CODE	DESCRIPTION	Exp 2019	Est 2020	Bud 2021	BL 2022	BL 2023
------	-------------	----------	----------	----------	---------	---------

**EXTERNAL/INTERNAL FACTORS IMPACTING STRATEGY:**

Additional information for this strategy is available in Schedule 9, Non-formula support information.

**EXPLANATION OF BIENNIAL CHANGE (includes Rider amounts):**

<u>STRATEGY BIENNIAL TOTAL - ALL FUNDS</u>		<u>BIENNIAL CHANGE</u>	<u>EXPLANATION OF BIENNIAL CHANGE</u>	
<u>Base Spending (Est 2020 + Bud 2021)</u>	<u>Baseline Request (BL 2022 + BL 2023)</u>		<u>\$ Amount</u>	<u>Explanation(s) of Amount (must specify MOFs and FTEs)</u>
\$497,764	\$472,876	\$(24,888)	\$(24,888)	Due to 5% reduction.
			<u>\$(24,888)</u>	<b>Total of Explanation of Biennial Change</b>

**746 The University of Texas Rio Grande Valley**

GOAL: 3 Provide Non-formula Support  
OBJECTIVE: 1 INSTRUCTIONAL SUPPORT  
STRATEGY: 5 Academy of Mathematics and Science

Service Categories:

Service: 19 Income: A.2 Age: B.3

CODE	DESCRIPTION	Exp 2019	Est 2020	Bud 2021	BL 2022	BL 2023
<b>Objects of Expense:</b>						
2009	OTHER OPERATING EXPENSE	\$0	\$345,670	\$345,670	\$328,387	\$328,387
3001	CLIENT SERVICES	\$345,670	\$0	\$0	\$0	\$0
<b>TOTAL, OBJECT OF EXPENSE</b>		<b>\$345,670</b>	<b>\$345,670</b>	<b>\$345,670</b>	<b>\$328,387</b>	<b>\$328,387</b>
<b>Method of Financing:</b>						
1	General Revenue Fund	\$345,670	\$345,670	\$345,670	\$328,387	\$328,387
<b>SUBTOTAL, MOF (GENERAL REVENUE FUNDS)</b>		<b>\$345,670</b>	<b>\$345,670</b>	<b>\$345,670</b>	<b>\$328,387</b>	<b>\$328,387</b>
<b>TOTAL, METHOD OF FINANCE (INCLUDING RIDERS)</b>					<b>\$328,387</b>	<b>\$328,387</b>
<b>TOTAL, METHOD OF FINANCE (EXCLUDING RIDERS)</b>		<b>\$345,670</b>	<b>\$345,670</b>	<b>\$345,670</b>	<b>\$328,387</b>	<b>\$328,387</b>
<b>FULL TIME EQUIVALENT POSITIONS:</b>						
<b>STRATEGY DESCRIPTION AND JUSTIFICATION:</b>						

**746 The University of Texas Rio Grande Valley**

GOAL: 3 Provide Non-formula Support  
OBJECTIVE: 1 INSTRUCTIONAL SUPPORT  
STRATEGY: 5 Academy of Mathematics and Science

Service Categories:

Service: 19 Income: A.2 Age: B.3

CODE	DESCRIPTION	Exp 2019	Est 2020	Bud 2021	BL 2022	BL 2023
------	-------------	----------	----------	----------	---------	---------

The mission of the Mathematics and Science Academy (MSA) is to graduate students who will excel in the STEM disciplines, will become socially responsible citizens, and are capable and eager to address the global challenges of the modern world by utilizing a science perspective. The MSA at The University of Texas Rio Grande Valley is about transforming potential into achievement. It is an award-winning program that provides a path for high school students gifted in math and science to foster their talents through unparalleled learning opportunities as provided for in Texas Education Code, Section 79.10.

The NFS funds will be for Scholarships to recruit and retain these high performing students so that they are retained in the State of Texas after graduation . Furthermore, the requested funding will support the Academy in its goal to increase higher-education opportunities in the STEM or health-related fields to eligible students. These well-prepared high school students will transfer to the university and will assist non-academy students as they interact with others and work toward their degrees in Texas.

**EXTERNAL/INTERNAL FACTORS IMPACTING STRATEGY:**

Additional information for this strategy is available in Schedule 9, Non-formula support information.

**EXPLANATION OF BIENNIAL CHANGE (includes Rider amounts):**

<u>STRATEGY BIENNIAL TOTAL - ALL FUNDS</u>		<u>BIENNIAL CHANGE</u>	<u>EXPLANATION OF BIENNIAL CHANGE</u>	
<u>Base Spending (Est 2020 + Bud 2021)</u>	<u>Baseline Request (BL 2022 + BL 2023)</u>		<u>\$ Amount</u>	<u>Explanation(s) of Amount (must specify MOFs and FTEs)</u>
\$691,340	\$656,774	\$(34,566)	\$(34,566)	Due to 5% reduction.
			<u>\$(34,566)</u>	<b>Total of Explanation of Biennial Change</b>

**746 The University of Texas Rio Grande Valley**

GOAL: 3 Provide Non-formula Support  
OBJECTIVE: 3 Public Service  
STRATEGY: 2 Center for Manufacturing

Service Categories:

Service: 13      Income: A.2      Age: B.3

CODE	DESCRIPTION	Exp 2019	Est 2020	Bud 2021	BL 2022	BL 2023
<b>Objects of Expense:</b>						
1001	SALARIES AND WAGES	\$117,400	\$140,652	\$141,507	\$70,000	\$70,000
1002	OTHER PERSONNEL COSTS	\$2,382	\$1,920	\$1,920	\$0	\$0
2003	CONSUMABLE SUPPLIES	\$26,972	\$0	\$0	\$0	\$0
2005	TRAVEL	\$0	\$2,209	\$1,354	\$0	\$0
2007	RENT - MACHINE AND OTHER	\$1,491	\$0	\$0	\$0	\$0
2009	OTHER OPERATING EXPENSE	\$1,638	\$5,102	\$5,102	\$72,389	\$72,389
<b>TOTAL, OBJECT OF EXPENSE</b>		<b>\$149,883</b>	<b>\$149,883</b>	<b>\$149,883</b>	<b>\$142,389</b>	<b>\$142,389</b>
<b>Method of Financing:</b>						
1	General Revenue Fund	\$149,883	\$149,883	\$149,883	\$142,389	\$142,389
<b>SUBTOTAL, MOF (GENERAL REVENUE FUNDS)</b>		<b>\$149,883</b>	<b>\$149,883</b>	<b>\$149,883</b>	<b>\$142,389</b>	<b>\$142,389</b>
<b>TOTAL, METHOD OF FINANCE (INCLUDING RIDERS)</b>					<b>\$142,389</b>	<b>\$142,389</b>
<b>TOTAL, METHOD OF FINANCE (EXCLUDING RIDERS)</b>		<b>\$149,883</b>	<b>\$149,883</b>	<b>\$149,883</b>	<b>\$142,389</b>	<b>\$142,389</b>
<b>FULL TIME EQUIVALENT POSITIONS:</b>		<b>1.8</b>	<b>3.7</b>	<b>3.7</b>	<b>3.7</b>	<b>3.7</b>



---

**746 The University of Texas Rio Grande Valley**

GOAL: 3 Provide Non-formula Support

OBJECTIVE: 3 Public Service

STRATEGY: 2 Center for Manufacturing

Service Categories:

Service: 13

Income: A.2

Age: B.3

CODE	DESCRIPTION	Exp 2019	Est 2020	Bud 2021	BL 2022	BL 2023
------	-------------	----------	----------	----------	---------	---------

---

**STRATEGY DESCRIPTION AND JUSTIFICATION:**

The Center's mission is to increase the global competitiveness of the Texas economy by working with the extended manufacturing enterprise, to accelerate profitable growth by developing and improving manufacturing processes, products and workforce.

The Center's external objectives are to provide assistance to current and prospective manufacturers through the utilization of services available from the Center as well as from academic, industrial, governmental, or private sources to assist the improvement of their operations. The Center collaborates with the regional Advanced Manufacturing Cluster and public and private partners to create and support a Manufacturing Innovation Eco-System. The eco-system creates and supports sustainable manufacturing economic growth through entrepreneurship development, technical & engineering services, research and development efforts, and advanced skill workforce development.

The Center's internal objectives are to strengthen and support the university's educational mission by facilitating applied research and providing training, work experience, and employment opportunities for UTRGV students certified through Lean Sigma Academy. The mission of the center has become more critical with the onset of the Coronavirus Pandemic, which has made clear the dire need to strengthen US/Texas manufacturing capabilities and reduce the dependence on foreign manufacturing.

**EXTERNAL/INTERNAL FACTORS IMPACTING STRATEGY:**

Additional information for this strategy is available in Schedule 9, Non-formula support information.

**746 The University of Texas Rio Grande Valley**

GOAL: 3 Provide Non-formula Support  
OBJECTIVE: 3 Public Service  
STRATEGY: 2 Center for Manufacturing

Service Categories:

Service: 13      Income: A.2      Age: B.3

CODE	DESCRIPTION	Exp 2019	Est 2020	Bud 2021	BL 2022	BL 2023
------	-------------	----------	----------	----------	---------	---------

**EXPLANATION OF BIENNIAL CHANGE (includes Rider amounts):**

<u>STRATEGY BIENNIAL TOTAL - ALL FUNDS</u>		<u>BIENNIAL CHANGE</u>	<u>EXPLANATION OF BIENNIAL CHANGE</u>	
<u>Base Spending (Est 2020 + Bud 2021)</u>	<u>Baseline Request (BL 2022 + BL 2023)</u>		<u>\$ Amount</u>	<u>Explanation(s) of Amount (must specify MOFs and FTEs)</u>
\$299,766	\$284,778	\$(14,988)	\$(14,988)	Due to 5% reduction.
			<b>\$(14,988)</b>	<b>Total of Explanation of Biennial Change</b>

**746 The University of Texas Rio Grande Valley**

GOAL: 3 Provide Non-formula Support

OBJECTIVE: 3 Public Service

STRATEGY: 3 UT System K-12 Collaboration Initiative

Service Categories:

Service: 18

Income: A.2

Age: B.3

CODE	DESCRIPTION	Exp 2019	Est 2020	Bud 2021	BL 2022	BL 2023
<b>Objects of Expense:</b>						
1001	SALARIES AND WAGES	\$34,874	\$31,784	\$31,784	\$30,651	\$30,651
1002	OTHER PERSONNEL COSTS	\$320	\$480	\$480	\$0	\$0
2003	CONSUMABLE SUPPLIES	\$654	\$0	\$0	\$0	\$0
<b>TOTAL, OBJECT OF EXPENSE</b>		<b>\$35,848</b>	<b>\$32,264</b>	<b>\$32,264</b>	<b>\$30,651</b>	<b>\$30,651</b>
<b>Method of Financing:</b>						
1	General Revenue Fund	\$35,848	\$32,264	\$32,264	\$30,651	\$30,651
<b>SUBTOTAL, MOF (GENERAL REVENUE FUNDS)</b>		<b>\$35,848</b>	<b>\$32,264</b>	<b>\$32,264</b>	<b>\$30,651</b>	<b>\$30,651</b>
<b>TOTAL, METHOD OF FINANCE (INCLUDING RIDERS)</b>					<b>\$30,651</b>	<b>\$30,651</b>
<b>TOTAL, METHOD OF FINANCE (EXCLUDING RIDERS)</b>		<b>\$35,848</b>	<b>\$32,264</b>	<b>\$32,264</b>	<b>\$30,651</b>	<b>\$30,651</b>
<b>FULL TIME EQUIVALENT POSITIONS:</b>		<b>0.8</b>	<b>1.0</b>	<b>1.0</b>	<b>1.0</b>	<b>1.0</b>
<b>STRATEGY DESCRIPTION AND JUSTIFICATION:</b>						

---

**746 The University of Texas Rio Grande Valley**

GOAL: 3 Provide Non-formula Support

OBJECTIVE: 3 Public Service

Service Categories:

STRATEGY: 3 UT System K-12 Collaboration Initiative

Service: 18

Income: A.2

Age: B.3

CODE	DESCRIPTION	Exp 2019	Est 2020	Bud 2021	BL 2022	BL 2023
------	-------------	----------	----------	----------	---------	---------

---

The Rio Grande Valley is home to over 435,000 K-12 students, of which 97% are Hispanic, 86% are economically disadvantaged, 37% are English Language Learners, and overall, 62% are identified as at-risk. Despite these barriers, the region outperforms the state in high school graduates with dual credit participation, AP/IB credits, and associate's degrees. The K-12 Collaboration initiative provides educational opportunities for regional youth through strategic university and school district partnerships designed to increase higher education awareness and access, provide access to rigorous academic enrichment opportunities, and support students as they transition to higher education.

K-12 Collaboration funding will support coordination of:

1. Texas Pre-Freshman Engineering Program (TexPREP), a STEM based program for 6-12th graders
2. Mother/Daughter Program that provides STEM enrichment and mentoring for middle school girls and their mothers through university student mentors
3. Specialized academic programs with school district partners such as summer camps, conferences, and other university-based educational activities
4. Dual Credit outreach integrated into pre-college programs

**EXTERNAL/INTERNAL FACTORS IMPACTING STRATEGY:**

Additional information for this strategy is available in Schedule 9, Non-formula support information.

---

**746 The University of Texas Rio Grande Valley**

GOAL: 3 Provide Non-formula Support

OBJECTIVE: 3 Public Service

Service Categories:

STRATEGY: 3 UT System K-12 Collaboration Initiative

Service: 18

Income: A.2

Age: B.3

CODE	DESCRIPTION	Exp 2019	Est 2020	Bud 2021	BL 2022	BL 2023
------	-------------	----------	----------	----------	---------	---------

---

**EXPLANATION OF BIENNIAL CHANGE (includes Rider amounts):**

<u>STRATEGY BIENNIAL TOTAL - ALL FUNDS</u>		<u>BIENNIAL CHANGE</u>	<u>EXPLANATION OF BIENNIAL CHANGE</u>	
<u>Base Spending (Est 2020 + Bud 2021)</u>	<u>Baseline Request (BL 2022 + BL 2023)</u>		<u>\$ Amount</u>	<u>Explanation(s) of Amount (must specify MOFs and FTEs)</u>
\$64,528	\$61,302	\$(3,226)	\$(3,226)	Due to 5% Reduction
			<u>\$(3,226)</u>	<b>Total of Explanation of Biennial Change</b>

**746 The University of Texas Rio Grande Valley**

GOAL: 3 Provide Non-formula Support  
OBJECTIVE: 3 Public Service  
STRATEGY: 4 K-16 Collaboration

Service Categories:

Service: 18 Income: A.2 Age: B.3

CODE	DESCRIPTION	Exp 2019	Est 2020	Bud 2021	BL 2022	BL 2023
<b>Objects of Expense:</b>						
1001	SALARIES AND WAGES	\$93,818	\$106,371	\$106,131	\$102,364	\$102,364
1002	OTHER PERSONNEL COSTS	\$1,036	\$1,380	\$1,620	\$0	\$0
2003	CONSUMABLE SUPPLIES	\$12,897	\$0	\$0	\$0	\$0
2005	TRAVEL	\$0	\$0	\$0	\$0	\$0
<b>TOTAL, OBJECT OF EXPENSE</b>		<b>\$107,751</b>	<b>\$107,751</b>	<b>\$107,751</b>	<b>\$102,364</b>	<b>\$102,364</b>
<b>Method of Financing:</b>						
1	General Revenue Fund	\$107,751	\$107,751	\$107,751	\$102,364	\$102,364
<b>SUBTOTAL, MOF (GENERAL REVENUE FUNDS)</b>		<b>\$107,751</b>	<b>\$107,751</b>	<b>\$107,751</b>	<b>\$102,364</b>	<b>\$102,364</b>
<b>TOTAL, METHOD OF FINANCE (INCLUDING RIDERS)</b>					<b>\$102,364</b>	<b>\$102,364</b>
<b>TOTAL, METHOD OF FINANCE (EXCLUDING RIDERS)</b>		<b>\$107,751</b>	<b>\$107,751</b>	<b>\$107,751</b>	<b>\$102,364</b>	<b>\$102,364</b>
<b>FULL TIME EQUIVALENT POSITIONS:</b>		<b>5.2</b>	<b>3.3</b>	<b>3.3</b>	<b>3.3</b>	<b>3.3</b>
<b>STRATEGY DESCRIPTION AND JUSTIFICATION:</b>						

**746 The University of Texas Rio Grande Valley**

GOAL: 3 Provide Non-formula Support

OBJECTIVE: 3 Public Service

STRATEGY: 4 K-16 Collaboration

Service Categories:

Service: 18 Income: A.2 Age: B.3

CODE	DESCRIPTION	Exp 2019	Est 2020	Bud 2021	BL 2022	BL 2023
------	-------------	----------	----------	----------	---------	---------

The K-16 Collaboration initiative promotes and prepares South Texas High School students for success in higher education with a focus on Dual Credit outreach. Services provided by this program go beyond the standard enrollment pipeline. One of the program's goals is to enhance the institution's relationships with K-12 partners throughout the region. Staff are consistently called upon to work with school districts in re-imagining dual credit programming from the perspective of intentionality in programming. To that end, staff have worked to educate partners on the benefit of guiding students through an academic pathway that will lead to timely completion of a post-secondary credential, thus allowing for enhanced discussion on topics like credit-to-degree alignment, avoiding excess credit hour accumulation, and retaining financial aid eligibility.

**EXTERNAL/INTERNAL FACTORS IMPACTING STRATEGY:**

Additional information for this strategy is available in Schedule 9, Non-formula support information.

**EXPLANATION OF BIENNIAL CHANGE (includes Rider amounts):**

<u>STRATEGY BIENNIAL TOTAL - ALL FUNDS</u>		<u>BIENNIAL CHANGE</u>	<u>EXPLANATION OF BIENNIAL CHANGE</u>	
<u>Base Spending (Est 2020 + Bud 2021)</u>	<u>Baseline Request (BL 2022 + BL 2023)</u>		<u>\$ Amount</u>	<u>Explanation(s) of Amount (must specify MOFs and FTEs)</u>
\$215,502	\$204,728	\$(10,774)	\$(10,774)	Due to 5% reduction.
			<u>\$(10,774)</u>	<b>Total of Explanation of Biennial Change</b>

**746 The University of Texas Rio Grande Valley**

GOAL: 3 Provide Non-formula Support  
OBJECTIVE: 3 Public Service  
STRATEGY: 6 Diabetes Registry

Service Categories:

Service: 23      Income: A.2      Age: B.3

CODE	DESCRIPTION	Exp 2019	Est 2020	Bud 2021	BL 2022	BL 2023
<b>Objects of Expense:</b>						
1001	SALARIES AND WAGES	\$54,252	\$61,501	\$61,835	\$59,434	\$59,434
1002	OTHER PERSONNEL COSTS	\$3,456	\$0	\$3,891	\$0	\$0
2002	FUELS AND LUBRICANTS	\$113	\$0	\$0	\$0	\$0
2003	CONSUMABLE SUPPLIES	\$21,292	\$0	\$0	\$0	\$0
2005	TRAVEL	\$0	\$1,787	\$0	\$1,787	\$1,787
2009	OTHER OPERATING EXPENSE	\$0	\$15,825	\$13,387	\$13,936	\$13,936
<b>TOTAL, OBJECT OF EXPENSE</b>		<b>\$79,113</b>	<b>\$79,113</b>	<b>\$79,113</b>	<b>\$75,157</b>	<b>\$75,157</b>
<b>Method of Financing:</b>						
1	General Revenue Fund	\$79,113	\$79,113	\$79,113	\$75,157	\$75,157
<b>SUBTOTAL, MOF (GENERAL REVENUE FUNDS)</b>		<b>\$79,113</b>	<b>\$79,113</b>	<b>\$79,113</b>	<b>\$75,157</b>	<b>\$75,157</b>
<b>TOTAL, METHOD OF FINANCE (INCLUDING RIDERS)</b>					<b>\$75,157</b>	<b>\$75,157</b>
<b>TOTAL, METHOD OF FINANCE (EXCLUDING RIDERS)</b>		<b>\$79,113</b>	<b>\$79,113</b>	<b>\$79,113</b>	<b>\$75,157</b>	<b>\$75,157</b>
<b>FULL TIME EQUIVALENT POSITIONS:</b>		<b>1.3</b>	<b>1.3</b>	<b>1.3</b>	<b>1.3</b>	<b>1.3</b>



**746 The University of Texas Rio Grande Valley**

GOAL: 3 Provide Non-formula Support

OBJECTIVE: 3 Public Service

STRATEGY: 6 Diabetes Registry

Service Categories:

Service: 23

Income: A.2

Age: B.3

CODE	DESCRIPTION	Exp 2019	Est 2020	Bud 2021	BL 2022	BL 2023
------	-------------	----------	----------	----------	---------	---------

**STRATEGY DESCRIPTION AND JUSTIFICATION:**

The Rio Grande Valley (RGV) has one of the highest diabetes rates in the State. The mission of the Diabetes Registry is to provide education and health promotion programs, services, and activities with an aim at preventing and controlling the disease and its complications.

The Diabetes Registry maintains a registry of individuals with self-reported type 2 diabetes for the purpose of surveillance, intervention, research, and education. Over 110,000 registrants across the RGV have been provided with free bilingual diabetes health information. The Registry works collaboratively with agencies, schools, hospitals, community centers, health departments, and clinics in the RGV to create awareness and encourage education on diabetes among the predominantly Hispanic population of South Texas and the state.

The Diabetes Registry also promotes research to determine epidemiology, etiology and the natural history of diabetes.

The Registry focuses many of its prevention activities on children in schools. During the past 20 years, the School Education and Enrollment Program (SEEP) has provided diabetes education to approximately 220,000 4th graders in six South Texas counties.

The Registry maintains information provided by registrants regarding what type of diabetes they have, family history of diabetes, hospitalizations as a result of their diabetes, control methods, whether they see a physician regularly, and what complications they have as a result of their diabetes.

**EXTERNAL/INTERNAL FACTORS IMPACTING STRATEGY:**

Additional information for this strategy is available in Schedule 9, Non-formula support information.

**746 The University of Texas Rio Grande Valley**

GOAL: 3 Provide Non-formula Support

OBJECTIVE: 3 Public Service

STRATEGY: 6 Diabetes Registry

Service Categories:

Service: 23

Income: A.2

Age: B.3

CODE	DESCRIPTION	Exp 2019	Est 2020	Bud 2021	BL 2022	BL 2023
------	-------------	----------	----------	----------	---------	---------

**EXPLANATION OF BIENNIAL CHANGE (includes Rider amounts):**

<u>STRATEGY BIENNIAL TOTAL - ALL FUNDS</u>		<u>BIENNIAL CHANGE</u>	<u>EXPLANATION OF BIENNIAL CHANGE</u>	
<u>Base Spending (Est 2020 + Bud 2021)</u>	<u>Baseline Request (BL 2022 + BL 2023)</u>		<u>\$ Amount</u>	<u>Explanation(s) of Amount (must specify MOFs and FTEs)</u>
\$158,226	\$150,314	\$(7,912)	\$(7,912)	Due to 5% reduction.
			<u>\$(7,912)</u>	<b>Total of Explanation of Biennial Change</b>

**746 The University of Texas Rio Grande Valley**

GOAL: 3 Provide Non-formula Support  
OBJECTIVE: 3 Public Service  
STRATEGY: 7 Texas/Mexico Border Health

Service Categories:

Service: 23      Income: A.2      Age: B.3

CODE	DESCRIPTION	Exp 2019	Est 2020	Bud 2021	BL 2022	BL 2023
<b>Objects of Expense:</b>						
1001	SALARIES AND WAGES	\$104,361	\$104,633	\$109,685	\$102,715	\$102,715
1002	OTHER PERSONNEL COSTS	\$4,992	\$5,052	\$0	\$0	\$0
2003	CONSUMABLE SUPPLIES	\$68	\$0	\$0	\$0	\$0
2005	TRAVEL	\$0	\$0	\$0	\$1,486	\$1,486
2009	OTHER OPERATING EXPENSE	\$1,554	\$0	\$0	\$0	\$0
<b>TOTAL, OBJECT OF EXPENSE</b>		<b>\$110,975</b>	<b>\$109,685</b>	<b>\$109,685</b>	<b>\$104,201</b>	<b>\$104,201</b>
<b>Method of Financing:</b>						
1	General Revenue Fund	\$110,975	\$109,685	\$109,685	\$104,201	\$104,201
<b>SUBTOTAL, MOF (GENERAL REVENUE FUNDS)</b>		<b>\$110,975</b>	<b>\$109,685</b>	<b>\$109,685</b>	<b>\$104,201</b>	<b>\$104,201</b>
<b>TOTAL, METHOD OF FINANCE (INCLUDING RIDERS)</b>					<b>\$104,201</b>	<b>\$104,201</b>
<b>TOTAL, METHOD OF FINANCE (EXCLUDING RIDERS)</b>		<b>\$110,975</b>	<b>\$109,685</b>	<b>\$109,685</b>	<b>\$104,201</b>	<b>\$104,201</b>
<b>FULL TIME EQUIVALENT POSITIONS:</b>		<b>2.2</b>	<b>2.2</b>	<b>2.2</b>	<b>2.2</b>	<b>2.2</b>

---

**746 The University of Texas Rio Grande Valley**

GOAL: 3 Provide Non-formula Support

OBJECTIVE: 3 Public Service

STRATEGY: 7 Texas/Mexico Border Health

Service Categories:

Service: 23

Income: A.2

Age: B.3

CODE	DESCRIPTION	Exp 2019	Est 2020	Bud 2021	BL 2022	BL 2023
------	-------------	----------	----------	----------	---------	---------

---

**STRATEGY DESCRIPTION AND JUSTIFICATION:**

The Texas Risk Assessment for Type 2 Diabetes in Children (TRAT2DC) program is authorized by Chapter 95, Subchapter A of Texas Health & Safety Code and is the only intervention and prevention effort in Texas identifying children in public and private schools for diabetes risk. It entails that school nurses issue referrals to the parents of the children, explaining the assessment and encouraging the family to see a health professional. Through these efforts, families become more aware of the signs and risks of type 2 diabetes. This contact between child, parent, and physician is significant in reducing the incidence of diabetes in Texas.

This program supports the Texas Diabetes Council's plan for diabetes prevention and control. Risk assessment information is made available to school administrators; the results have helped schools initiate systems changes, assist with health initiatives, and improve the school health environment. Since its creation, the program has assessed over 17 million children and has identified over 1,000,000 children with risk factors associated with type 2 diabetes across the state of Texas.

Every \$1 the state of Texas invests in the TRAT2DC program generates \$338 in medical cost savings or direct medical cost savings of \$17.2 million dollars annually. As a result, the TRAT2DC program saves \$1.1 million in state and local taxes, \$3.8 million in federal taxes, and \$37.1 million in total costs in the State.

**EXTERNAL/INTERNAL FACTORS IMPACTING STRATEGY:**

Additional information for this strategy is available in Schedule 9, Non-formula support information.

---

**746 The University of Texas Rio Grande Valley**

GOAL: 3 Provide Non-formula Support

OBJECTIVE: 3 Public Service

Service Categories:

STRATEGY: 7 Texas/Mexico Border Health

Service: 23

Income: A.2

Age: B.3

CODE	DESCRIPTION	Exp 2019	Est 2020	Bud 2021	BL 2022	BL 2023
------	-------------	----------	----------	----------	---------	---------

---

**EXPLANATION OF BIENNIAL CHANGE (includes Rider amounts):**

<u>STRATEGY BIENNIAL TOTAL - ALL FUNDS</u>		BIENNIAL CHANGE	<u>EXPLANATION OF BIENNIAL CHANGE</u>	
Base Spending (Est 2020 + Bud 2021)	Baseline Request (BL 2022 + BL 2023)		\$ Amount	Explanation(s) of Amount (must specify MOFs and FTEs)
\$219,370	\$208,402	\$(10,968)	\$(10,968)	Due to 5% reduction.
			<u>\$(10,968)</u>	<b>Total of Explanation of Biennial Change</b>

**746 The University of Texas Rio Grande Valley**

GOAL: 3 Provide Non-formula Support  
OBJECTIVE: 3 Public Service  
STRATEGY: 8 Regional Advanced Tooling Center

Service Categories:

Service: 13      Income: A.2      Age: B.3

CODE	DESCRIPTION	Exp 2019	Est 2020	Bud 2021	BL 2022	BL 2023
<b>Objects of Expense:</b>						
1001	SALARIES AND WAGES	\$73,783	\$30,288	\$31,043	\$134,201	\$134,201
1002	OTHER PERSONNEL COSTS	\$1,278	\$1,411	\$1,505	\$0	\$0
2001	PROFESSIONAL FEES AND SERVICES	\$9,815	\$0	\$0	\$0	\$0
2003	CONSUMABLE SUPPLIES	\$43,188	\$0	\$0	\$0	\$0
2004	UTILITIES	\$5,002	\$71,774	\$71,774	\$0	\$0
2005	TRAVEL	\$0	\$0	\$0	\$11,469	\$11,469
2006	RENT - BUILDING	\$155,158	\$0	\$0	\$0	\$0
2009	OTHER OPERATING EXPENSE	\$51,704	\$242,197	\$241,348	\$182,716	\$182,716
5000	CAPITAL EXPENDITURES	\$5,742	\$0	\$0	\$0	\$0
<b>TOTAL, OBJECT OF EXPENSE</b>		<b>\$345,670</b>	<b>\$345,670</b>	<b>\$345,670</b>	<b>\$328,386</b>	<b>\$328,386</b>
<b>Method of Financing:</b>						
1	General Revenue Fund	\$345,670	\$345,670	\$345,670	\$328,386	\$328,386
<b>SUBTOTAL, MOF (GENERAL REVENUE FUNDS)</b>		<b>\$345,670</b>	<b>\$345,670</b>	<b>\$345,670</b>	<b>\$328,386</b>	<b>\$328,386</b>

**746 The University of Texas Rio Grande Valley**

GOAL: 3 Provide Non-formula Support  
OBJECTIVE: 3 Public Service  
STRATEGY: 8 Regional Advanced Tooling Center

Service Categories:

Service: 13 Income: A.2 Age: B.3

CODE	DESCRIPTION	Exp 2019	Est 2020	Bud 2021	BL 2022	BL 2023
<b>TOTAL, METHOD OF FINANCE (INCLUDING RIDERS)</b>					<b>\$328,386</b>	<b>\$328,386</b>
<b>TOTAL, METHOD OF FINANCE (EXCLUDING RIDERS)</b>		<b>\$345,670</b>	<b>\$345,670</b>	<b>\$345,670</b>	<b>\$328,386</b>	<b>\$328,386</b>
<b>FULL TIME EQUIVALENT POSITIONS:</b>		<b>3.4</b>	<b>0.8</b>	<b>0.8</b>	<b>0.8</b>	<b>0.8</b>

**STRATEGY DESCRIPTION AND JUSTIFICATION:**

The mission of this initiative is to allow the Regional Advanced Tooling Center and the College of Engineering and Computer Science (CECS) to establish a strategic presence in the Lower Rio Grande Valley region. The vision for the Center calls for the assurance of sustainable world class advanced tooling engineering knowledge and fabrication ability for the region to enhance a prosperous and innovative manufacturing sector in the Rio South Texas Region. The Center's mission has become more critical since the Coronavirus Pandemic has taken hold of the region, pointing out the dire need to strengthen US/Texas advanced manufacturing and tooling capabilities in order to reduce the reliance on foreign countries.

Funding for the Center enhances recruitment and allows the University to attract a greater number of students who are seeking access to engineering education and will continue to grow innovation in the region and support the expansion of the regional manufacturing industry. The increase in opportunities and technology-based economic development will promote the Center and UTRGV as a catalyst for sustainable economic growth in the South Texas region. Furthermore, the enhanced real-world advanced manufacturing engineering environment that this funding makes possible, helps students with training opportunities and better prepares them for 21st century jobs and as leaders in addressing the technological challenges of the future.

**EXTERNAL/INTERNAL FACTORS IMPACTING STRATEGY:**

Additional information for this strategy is available in Schedule 9, Non-formula support information.

**746 The University of Texas Rio Grande Valley**

GOAL: 3 Provide Non-formula Support

OBJECTIVE: 3 Public Service

STRATEGY: 8 Regional Advanced Tooling Center

Service Categories:

Service: 13

Income: A.2

Age: B.3

CODE	DESCRIPTION	Exp 2019	Est 2020	Bud 2021	BL 2022	BL 2023
------	-------------	----------	----------	----------	---------	---------

**EXPLANATION OF BIENNIAL CHANGE (includes Rider amounts):**

<u>STRATEGY BIENNIAL TOTAL - ALL FUNDS</u>		<u>BIENNIAL CHANGE</u>	<u>EXPLANATION OF BIENNIAL CHANGE</u>	
<u>Base Spending (Est 2020 + Bud 2021)</u>	<u>Baseline Request (BL 2022 + BL 2023)</u>		<u>\$ Amount</u>	<u>Explanation(s) of Amount (must specify MOFs and FTEs)</u>
\$691,340	\$656,772	\$(34,568)	\$(34,568)	Due to 5% reduction.
			<b>\$(34,568)</b>	<b>Total of Explanation of Biennial Change</b>



**746 The University of Texas Rio Grande Valley**

GOAL: 3 Provide Non-formula Support

OBJECTIVE: 3 Public Service

STRATEGY: 10 Border Economic and Enterprise Development

Service Categories:

Service: 13

Income: A.2

Age: B.3

CODE	DESCRIPTION	Exp 2019	Est 2020	Bud 2021	BL 2022	BL 2023
<b>Objects of Expense:</b>						
1001	SALARIES AND WAGES	\$504,699	\$444,710	\$453,162	\$521,952	\$521,952
1002	OTHER PERSONNEL COSTS	\$16,643	\$15,391	\$15,847	\$4,300	\$4,300
2003	CONSUMABLE SUPPLIES	\$15,445	\$0	\$0	\$0	\$0
2004	UTILITIES	\$360	\$0	\$0	\$0	\$0
2005	TRAVEL	\$0	\$500	\$0	\$4,011	\$4,011
2007	RENT - MACHINE AND OTHER	\$2,776	\$0	\$0	\$0	\$0
2009	OTHER OPERATING EXPENSE	\$10,236	\$89,558	\$81,150	\$0	\$0
<b>TOTAL, OBJECT OF EXPENSE</b>		<b>\$550,159</b>	<b>\$550,159</b>	<b>\$550,159</b>	<b>\$530,263</b>	<b>\$530,263</b>
<b>Method of Financing:</b>						
1	General Revenue Fund	\$397,912	\$397,912	\$397,912	\$378,016	\$378,016
<b>SUBTOTAL, MOF (GENERAL REVENUE FUNDS)</b>		<b>\$397,912</b>	<b>\$397,912</b>	<b>\$397,912</b>	<b>\$378,016</b>	<b>\$378,016</b>
<b>Method of Financing:</b>						
777	Interagency Contracts	\$152,247	\$152,247	\$152,247	\$152,247	\$152,247
<b>SUBTOTAL, MOF (OTHER FUNDS)</b>		<b>\$152,247</b>	<b>\$152,247</b>	<b>\$152,247</b>	<b>\$152,247</b>	<b>\$152,247</b>

**746 The University of Texas Rio Grande Valley**

GOAL: 3 Provide Non-formula Support

OBJECTIVE: 3 Public Service

STRATEGY: 10 Border Economic and Enterprise Development

Service Categories:

Service: 13

Income: A.2

Age: B.3

CODE	DESCRIPTION	Exp 2019	Est 2020	Bud 2021	BL 2022	BL 2023
<b>TOTAL, METHOD OF FINANCE (INCLUDING RIDERS)</b>					<b>\$530,263</b>	<b>\$530,263</b>
<b>TOTAL, METHOD OF FINANCE (EXCLUDING RIDERS)</b>		<b>\$550,159</b>	<b>\$550,159</b>	<b>\$550,159</b>	<b>\$530,263</b>	<b>\$530,263</b>
<b>FULL TIME EQUIVALENT POSITIONS:</b>		<b>9.5</b>	<b>8.7</b>	<b>8.7</b>	<b>8.7</b>	<b>8.7</b>

**STRATEGY DESCRIPTION AND JUSTIFICATION:**

This line item includes \$176,494 per year for the UTRGV Small Business Development Center (SBDC) to promote community economic development through extension services. SBDC leverages federal SBA funds and promotes growth, innovation, increased productivity, and improved management for small business. SBDC provides students with structured service-learning and is a tax revenue-neutral entity accredited by the Association of SBDCs.

Also included is \$180,112 per year for the Entrepreneurship and Commercialization Center (ECC) to promote economic growth by assisting regional entrepreneurs in development of new business ventures, startups, and student experiential learning. The ECC created a soft-landing program to attract foreign investment and serves as a nexus of the regional entrepreneurial ecosystem.

The Data and Information Systems Center (DISC) uses \$41,000 for services that foster economic growth through research, data, mapping, and economic impact analysis. DISC is one of 54 Census Information Centers in the U.S. which provide research, planning and decision-making assistance for underserved communities, and is also a Texas State Data Center affiliate.

The Center for Sustainable Agriculture and Rural Advancement (SARA) uses \$152,247 per year to improve agricultural sustainability and the advancement of rural communities. The Center has leveraged federal funds at a ratio of 8 to 1 to provide approximately \$1.2 million in annual funding for development in the RGV.

**746 The University of Texas Rio Grande Valley**

GOAL: 3 Provide Non-formula Support

OBJECTIVE: 3 Public Service

STRATEGY: 10 Border Economic and Enterprise Development

Service Categories:

Service: 13

Income: A.2

Age: B.3

CODE	DESCRIPTION	Exp 2019	Est 2020	Bud 2021	BL 2022	BL 2023
------	-------------	----------	----------	----------	---------	---------

**EXTERNAL/INTERNAL FACTORS IMPACTING STRATEGY:**

Additional information for this strategy is available in Schedule 9, Non-formula support information.

**EXPLANATION OF BIENNIAL CHANGE (includes Rider amounts):**

<u>STRATEGY BIENNIAL TOTAL - ALL FUNDS</u>		<u>BIENNIAL CHANGE</u>	<u>EXPLANATION OF BIENNIAL CHANGE</u>	
<u>Base Spending (Est 2020 + Bud 2021)</u>	<u>Baseline Request (BL 2022 + BL 2023)</u>		<u>\$ Amount</u>	<u>Explanation(s) of Amount (must specify MOFs and FTEs)</u>
\$1,100,318	\$1,060,526	\$(39,792)	\$(39,792)	Due to 5% reduction.
			<u>\$(39,792)</u>	<b>Total of Explanation of Biennial Change</b>

**746 The University of Texas Rio Grande Valley**

GOAL: 3 Provide Non-formula Support  
OBJECTIVE: 4 INSTITUTIONAL SUPPORT  
STRATEGY: 1 Institutional Enhancement

Service Categories:

Service: 19 Income: A.2 Age: B.3

CODE	DESCRIPTION	Exp 2019	Est 2020	Bud 2021	BL 2022	BL 2023
<b>Objects of Expense:</b>						
1001	SALARIES AND WAGES	\$609,594	\$1,953,811	\$1,915,644	\$1,915,644	\$1,915,644
1002	OTHER PERSONNEL COSTS	\$941	\$240	\$6,648	\$6,648	\$6,648
1005	FACULTY SALARIES	\$5,509,069	\$5,414,479	\$5,574,674	\$5,574,674	\$5,574,674
2003	CONSUMABLE SUPPLIES	\$8,973	\$0	\$0	\$0	\$0
2004	UTILITIES	\$84	\$0	\$0	\$0	\$0
2005	TRAVEL	\$0	\$157,350	\$0	\$0	\$0
2007	RENT - MACHINE AND OTHER	\$1,308	\$0	\$0	\$0	\$0
2009	OTHER OPERATING EXPENSE	\$170,946	\$918,332	\$947,246	\$580,265	\$580,265
5000	CAPITAL EXPENDITURES	\$38,963	\$0	\$0	\$0	\$0
<b>TOTAL, OBJECT OF EXPENSE</b>		<b>\$6,339,878</b>	<b>\$8,444,212</b>	<b>\$8,444,212</b>	<b>\$8,077,231</b>	<b>\$8,077,231</b>
<b>Method of Financing:</b>						
1	General Revenue Fund	\$6,339,878	\$8,444,212	\$8,444,212	\$8,077,231	\$8,077,231
<b>SUBTOTAL, MOF (GENERAL REVENUE FUNDS)</b>		<b>\$6,339,878</b>	<b>\$8,444,212</b>	<b>\$8,444,212</b>	<b>\$8,077,231</b>	<b>\$8,077,231</b>

**746 The University of Texas Rio Grande Valley**

GOAL: 3 Provide Non-formula Support  
OBJECTIVE: 4 INSTITUTIONAL SUPPORT  
STRATEGY: 1 Institutional Enhancement

Service Categories:

Service: 19 Income: A.2 Age: B.3

CODE	DESCRIPTION	Exp 2019	Est 2020	Bud 2021	BL 2022	BL 2023
<b>TOTAL, METHOD OF FINANCE (INCLUDING RIDERS)</b>					<b>\$8,077,231</b>	<b>\$8,077,231</b>
<b>TOTAL, METHOD OF FINANCE (EXCLUDING RIDERS)</b>		<b>\$6,339,878</b>	<b>\$8,444,212</b>	<b>\$8,444,212</b>	<b>\$8,077,231</b>	<b>\$8,077,231</b>
<b>FULL TIME EQUIVALENT POSITIONS:</b>		<b>83.1</b>	<b>130.6</b>	<b>130.6</b>	<b>130.6</b>	<b>130.6</b>

**STRATEGY DESCRIPTION AND JUSTIFICATION:**

The mission of this special item is to develop new programs at the undergraduate, graduate, and professional level. These programs are designed to provide the necessary pathways for existing students and opportunities to attract new students. Doing so allows UTRGV to evolve into an institution that fully meets the higher education needs of students and the needs of the South Texas community.

Funding is used to:

- Start-up new academic programs including faculty, equipment and curriculum development, in advance of formula generation to serve the growing population of South Texas.
- Promote and attract current and new students for higher education opportunities not previously available in South Texas.
- Support critical academic advising and tutoring associated with the programs, given that many area students are first generation.
- Assist in ensuring that students are successfully progressing toward graduation.
- Seed research and clinical outreach activities that will allow the engagement of an increasing number of students, at all levels, in research and healthcare projects.
- Support retention and graduation initiatives.

**EXTERNAL/INTERNAL FACTORS IMPACTING STRATEGY:**

Additional information for this strategy is available in Schedule 9, Non-formula support information.

**746 The University of Texas Rio Grande Valley**

GOAL: 3 Provide Non-formula Support

OBJECTIVE: 4 INSTITUTIONAL SUPPORT

STRATEGY: 1 Institutional Enhancement

Service Categories:

Service: 19

Income: A.2

Age: B.3

CODE	DESCRIPTION	Exp 2019	Est 2020	Bud 2021	BL 2022	BL 2023
------	-------------	----------	----------	----------	---------	---------

**EXPLANATION OF BIENNIAL CHANGE (includes Rider amounts):**

<u>STRATEGY BIENNIAL TOTAL - ALL FUNDS</u>		<u>BIENNIAL CHANGE</u>	<u>EXPLANATION OF BIENNIAL CHANGE</u>	
<u>Base Spending (Est 2020 + Bud 2021)</u>	<u>Baseline Request (BL 2022 + BL 2023)</u>		<u>\$ Amount</u>	<u>Explanation(s) of Amount (must specify MOFs and FTEs)</u>
\$16,888,424	\$16,154,462	\$(733,962)	\$(733,962)	Due to 5% reduction.
			<u>\$(733,962)</u>	<b>Total of Explanation of Biennial Change</b>

**746 The University of Texas Rio Grande Valley**

GOAL: 3 Provide Non-formula Support  
OBJECTIVE: 4 INSTITUTIONAL SUPPORT  
STRATEGY: 2 First Year University Success Initiatives

Service Categories:

Service: 19 Income: A.2 Age: B.3

CODE	DESCRIPTION	Exp 2019	Est 2020	Bud 2021	BL 2022	BL 2023
<b>Objects of Expense:</b>						
1001	SALARIES AND WAGES	\$138,274	\$155,545	\$155,544	\$148,859	\$148,859
2003	CONSUMABLE SUPPLIES	\$3,417	\$0	\$0	\$0	\$0
2009	OTHER OPERATING EXPENSE	\$15,002	\$1,149	\$1,149	\$0	\$0
<b>TOTAL, OBJECT OF EXPENSE</b>		<b>\$156,693</b>	<b>\$156,694</b>	<b>\$156,693</b>	<b>\$148,859</b>	<b>\$148,859</b>
<b>Method of Financing:</b>						
1	General Revenue Fund	\$156,693	\$156,694	\$156,693	\$148,859	\$148,859
<b>SUBTOTAL, MOF (GENERAL REVENUE FUNDS)</b>		<b>\$156,693</b>	<b>\$156,694</b>	<b>\$156,693</b>	<b>\$148,859</b>	<b>\$148,859</b>
<b>TOTAL, METHOD OF FINANCE (INCLUDING RIDERS)</b>					<b>\$148,859</b>	<b>\$148,859</b>
<b>TOTAL, METHOD OF FINANCE (EXCLUDING RIDERS)</b>		<b>\$156,693</b>	<b>\$156,694</b>	<b>\$156,693</b>	<b>\$148,859</b>	<b>\$148,859</b>
<b>FULL TIME EQUIVALENT POSITIONS:</b>		<b>6.4</b>	<b>9.0</b>	<b>9.0</b>	<b>9.0</b>	<b>9.0</b>

**STRATEGY DESCRIPTION AND JUSTIFICATION:**

The First Year University Success Initiatives, previously named "Transition to College" provides leadership/mentoring programs to first-year and at-risk students. Its goal is to improve college readiness, retention, and graduation rates through outreach and programming efforts that focus on academic, personal, and social issues related to transitioning into the University.

**746 The University of Texas Rio Grande Valley**

GOAL: 3 Provide Non-formula Support  
OBJECTIVE: 4 INSTITUTIONAL SUPPORT  
STRATEGY: 2 First Year University Success Initiatives

Service Categories:  
Service: 19 Income: A.2 Age: B.3

CODE	DESCRIPTION	Exp 2019	Est 2020	Bud 2021	BL 2022	BL 2023
------	-------------	----------	----------	----------	---------	---------

**EXTERNAL/INTERNAL FACTORS IMPACTING STRATEGY:**

Additional information for this strategy is available in Schedule 9, Non-formula support information.

**EXPLANATION OF BIENNIAL CHANGE (includes Rider amounts):**

<u>STRATEGY BIENNIAL TOTAL - ALL FUNDS</u>		<u>BIENNIAL CHANGE</u>	<u>EXPLANATION OF BIENNIAL CHANGE</u>	
<u>Base Spending (Est 2020 + Bud 2021)</u>	<u>Baseline Request (BL 2022 + BL 2023)</u>		<u>\$ Amount</u>	<u>Explanation(s) of Amount (must specify MOFs and FTEs)</u>
\$313,387	\$297,718	\$ (15,669)	\$ (15,669)	Due to 5% reduction.
			<u>\$ (15,669)</u>	<b>Total of Explanation of Biennial Change</b>



**746 The University of Texas Rio Grande Valley**

GOAL: 5 Research Funds  
OBJECTIVE: 3 Comprehensive Research Fund  
STRATEGY: 1 Comprehensive Research Fund

Service Categories:

Service: 21      Income: A.2      Age: B.3

CODE	DESCRIPTION	Exp 2019	Est 2020	Bud 2021	BL 2022	BL 2023
<b>Objects of Expense:</b>						
1001	SALARIES AND WAGES	\$537,133	\$765,100	\$770,090	\$0	\$0
1002	OTHER PERSONNEL COSTS	\$8,143	\$2,640	\$4,873	\$0	\$0
1005	FACULTY SALARIES	\$5,000	\$0	\$0	\$0	\$0
2001	PROFESSIONAL FEES AND SERVICES	\$9,432	\$0	\$0	\$0	\$0
2003	CONSUMABLE SUPPLIES	\$15,962	\$0	\$0	\$0	\$0
2004	UTILITIES	\$8,001	\$0	\$0	\$0	\$0
2005	TRAVEL	\$0	\$14,944	\$0	\$0	\$0
2007	RENT - MACHINE AND OTHER	\$1,860	\$0	\$0	\$0	\$0
2009	OTHER OPERATING EXPENSE	\$221,918	\$55,392	\$63,113	\$0	\$0
3001	CLIENT SERVICES	\$41,330	\$0	\$0	\$0	\$0
<b>TOTAL, OBJECT OF EXPENSE</b>		<b>\$848,779</b>	<b>\$838,076</b>	<b>\$838,076</b>	<b>\$0</b>	<b>\$0</b>
<b>Method of Financing:</b>						
1	General Revenue Fund	\$848,779	\$838,076	\$838,076	\$0	\$0
<b>SUBTOTAL, MOF (GENERAL REVENUE FUNDS)</b>		<b>\$848,779</b>	<b>\$838,076</b>	<b>\$838,076</b>	<b>\$0</b>	<b>\$0</b>

**746 The University of Texas Rio Grande Valley**

GOAL:	5	Research Funds	
OBJECTIVE:	3	Comprehensive Research Fund	Service Categories:
STRATEGY:	1	Comprehensive Research Fund	Service: 21      Income: A.2      Age: B.3

CODE	DESCRIPTION	Exp 2019	Est 2020	Bud 2021	BL 2022	BL 2023
<b>TOTAL, METHOD OF FINANCE (INCLUDING RIDERS)</b>					<b>\$0</b>	<b>\$0</b>
<b>TOTAL, METHOD OF FINANCE (EXCLUDING RIDERS)</b>		<b>\$848,779</b>	<b>\$838,076</b>	<b>\$838,076</b>	<b>\$0</b>	<b>\$0</b>
<b>FULL TIME EQUIVALENT POSITIONS:</b>		<b>18.9</b>	<b>17.2</b>	<b>17.2</b>	<b>17.2</b>	<b>17.2</b>

**STRATEGY DESCRIPTION AND JUSTIFICATION:**

The Texas Comprehensive Research Fund provides funding to promote increased research capacity at eligible general academic teaching institutions including those other than The University of Texas at Austin, Texas A&M University or any institution designated as an emerging research university under the Higher Education Coordinating Board's (THECB) accountability system.

Funding is to be expended for the support and maintenance of educational and general activities, including research and student services that promote increased research capacity.

A legislatively determined amount of funding is allocated based on the average amount of restricted research funds expended by each institution per year for the three preceding state fiscal years as reported to THECB.

**EXTERNAL/INTERNAL FACTORS IMPACTING STRATEGY:**

**746 The University of Texas Rio Grande Valley**

GOAL: 5 Research Funds  
OBJECTIVE: 3 Comprehensive Research Fund  
STRATEGY: 1 Comprehensive Research Fund

Service Categories:  
Service: 21      Income: A.2      Age: B.3

CODE	DESCRIPTION	Exp 2019	Est 2020	Bud 2021	BL 2022	BL 2023
------	-------------	----------	----------	----------	---------	---------

**EXPLANATION OF BIENNIAL CHANGE (includes Rider amounts):**

<u>STRATEGY BIENNIAL TOTAL - ALL FUNDS</u>		<u>BIENNIAL CHANGE</u>	<u>EXPLANATION OF BIENNIAL CHANGE</u>	
<u>Base Spending (Est 2020 + Bud 2021)</u>	<u>Baseline Request (BL 2022 + BL 2023)</u>		<u>\$ Amount</u>	<u>Explanation(s) of Amount (must specify MOFs and FTEs)</u>
\$1,676,152	\$0	\$(1,676,152)	\$(1,676,152)	Formula funded strategies are not requested in 2022-23 because amounts are not determined by institutions.
			<u>\$(1,676,152)</u>	<b>Total of Explanation of Biennial Change</b>

---

**SUMMARY TOTALS:**

<b>OBJECTS OF EXPENSE:</b>	<b>\$132,122,737</b>	<b>\$139,479,925</b>	<b>\$123,485,341</b>	<b>\$39,383,691</b>	<b>\$39,383,741</b>
<b>METHODS OF FINANCE (INCLUDING RIDERS):</b>				<b>\$39,383,691</b>	<b>\$39,383,741</b>
<b>METHODS OF FINANCE (EXCLUDING RIDERS):</b>	<b>\$132,122,737</b>	<b>\$139,479,925</b>	<b>\$123,485,341</b>	<b>\$39,383,691</b>	<b>\$39,383,741</b>
<b>FULL TIME EQUIVALENT POSITIONS:</b>	<b>1,580.3</b>	<b>1,357.1</b>	<b>1,597.2</b>	<b>1,597.2</b>	<b>1,597.2</b>

**3.A.1. Program Level Request Schedule**  
87th Regular Session, Agency Submission, Version 1  
Automated Budgeting and Evaluation System of Texas (ABEST)

Agency Code: 746		Agency: The University of Texas Rio Grande Valley			Prepared By: Rick Anderson					
Date:		Program	Program Name	Legal Authority	2020-21 Base	Requested 2022	Requested 2023	Biennial Total 2022-23	Biennial Difference	
Strategy	Strategy Name	Priority							\$	%
1.1.1	Operations Support	16	Operations Support	Education Code, Chapter 79	\$164,118,652	\$0	\$0	\$0	\$(164,118,652)	-100.0
1.1.3	Staff Group Insurance	18	Staff Group Insurance Premiums	Insurance Code, Chapter 1601	\$8,525,188	\$5,050,000	\$5,050,000	\$10,100,000	\$1,574,812	18.5
1.1.4	Workers' Compensation	21	Workers' Compensation Insurance	Labor Code, Sec 503.01	\$250,462	\$125,231	\$125,231	\$250,462	\$0	0.0
1.1.6	Texas Public Education Grants	19	Texas Public Education Grants	Education Code, Chapter 56.031	\$10,172,068	\$4,761,484	\$4,761,484	\$9,522,968	\$(649,100)	-6.4
2.1.1	Educational and General	17	Educational and General Space Support	Education Code, Chapter 79	\$18,244,694	\$0	\$0	\$0	\$(18,244,694)	-100.0
2.1.2	Tuition Revenue Bond	1	Tuition Revenue Bond Retirement	Education Code, Chapter 55	\$36,040,063	\$18,019,850	\$18,019,900	\$36,039,750	\$(313)	0.0
2.1.3	Lease of Facilities	3	Lease of Facilities	Education Code, Chapter 79	\$2,583,194	\$1,291,597	\$1,291,597	\$2,583,194	\$0	0.0
3.1.1	Professional	13	Professional Development/Distance Learning	Education Code, Chapter 79	\$156,692	\$78,346	\$78,346	\$156,692	\$0	0.0
3.1.3	Starr County Upper Level	15	Starr County Upper Level Center	Education Code, Chapter 79	\$58,136	\$29,068	\$29,068	\$58,136	\$0	0.0
3.1.4	McAllen Teaching Site	7	McAllen Teaching Site	Education Code, Chapter 79	\$497,764	\$248,882	\$248,882	\$497,764	\$0	0.0
3.1.5	Academy of Mathematics and	6	Academy of Mathematics and Science	Education Code, Section 79.10	\$691,340	\$345,670	\$345,670	\$691,340	\$0	0.0
3.3.2	Center for Manufacturing	9	Center for Manufacturing	Education Code, Section 79.09	\$299,766	\$149,883	\$149,883	\$299,766	\$0	0.0
3.3.3	UT System K-12 Collaboration	14	UT System K-12 Collaboration Initiative	Education Code, Chapter 79	\$64,528	\$32,264	\$32,264	\$64,528	\$0	0.0
3.3.4	K-16 Collaboration	11	K-16 Collaboration	Education Code, Chapter 79	\$215,502	\$107,751	\$107,751	\$215,502	\$0	0.0
3.3.6	Diabetes Registry	12	Diabetes Registry	Education Code, Chapter 79	\$158,226	\$79,113	\$79,113	\$158,226	\$0	0.0
3.3.7	Texas/Mexico Border Health	10	Texas/Mexico Border Health	Education Code, Chapter 79; Health & Safety Code Chapter 95 Subchapter A	\$219,370	\$109,685	\$109,685	\$219,370	\$0	0.0
3.3.8	Regional Advanced Tooling	5	Regional Advanced Tooling Center	Education Code, Chapter 79	\$691,340	\$345,670	\$345,670	\$691,340	\$0	0.0
3.3.10	Border Economic and	4	Border Economic and Enterprise Development	Education Code, Chapter 79.09; 71; 96.41	\$1,100,318	\$550,159	\$550,159	\$1,100,318	\$0	0.0
3.4.1	Institutional Enhancement	2	Institutional Enhancement -Instruction	Education Code, Chapter 79	\$13,848,508	\$6,971,927	\$6,971,927	\$13,943,854	\$95,346	0.7
3.4.1	Institutional Enhancement	2	Institutional Enhancement- Academic Support	Education Code, Chapter 79	\$3,039,916	\$1,530,423	\$1,530,424	\$3,060,847	\$20,931	0.7
3.4.2	First Year University Success	8	First Year University Success Initiatives	Education Code, Chapter 79	\$313,387	\$156,694	\$156,693	\$313,387	\$0	0.0
5.3.1	Comprehensive Research Fund	20	Comprehensive Research Fund	Education Code, Chapter 62.091	\$1,676,152	\$0	\$0	\$0	\$(1,676,152)	-100.0
Total					\$262,965,266	\$39,983,697	\$39,983,747	\$79,967,444	\$(182,997,822)	

Program Prioritization: Indicate the Methodology or approach taken by the agency, court, or institution to determine the ranking of each program by priority.

Non-formula funded support items along with non-formula space support and the exceptional item to restore cuts to these strategies are prioritized first in descending order of magnitude.  
Other strategies, primarily formula driven, follow and are ranked in descending order of magnitude.

### 3.B. Rider Revisions and Additions Request

<b>Agency Code:</b> 746	<b>Agency Name:</b> UT Rio Grande Valley	<b>Prepared By:</b> Rick Anderson	<b>Date:</b> 09/16/2020	<b>Request Level:</b> Base
<b>Current Rider Number</b>	<b>Page Number in 2020-21 GAA</b>	<b>Proposed Rider Language</b>		
3	III-87	<p><del>McAllen Advanced Manufacturing Research and Education Park. Out of funds appropriated to The University of Texas Rio Grande Valley in Strategy C.2.6, Regional Advanced Tooling Center, \$345,670 in General Revenue in fiscal year 2020 and \$345,670 in General Revenue in fiscal year 2021 will be for the McAllen Advanced Manufacturing Research and Education Park.</del></p> <p><i>UTRGV requests deletion of this rider to reflect the broadening of the scope of the Regional Advanced Tooling Center to support the manufacturing sector throughout the Lower Rio Grande Valley region.</i></p>		

**4.A. Exceptional Item Request Schedule**  
87th Regular Session, Agency Submission, Version 1  
Automated Budget and Evaluation System of Texas (ABEST)

DATE: **10/20/2020**  
TIME: **6:32:50PM**

Agency code: **746**

Agency name:

**The University of Texas Rio Grande Valley**

<b>CODE</b>	<b>DESCRIPTION</b>	<b>Excp 2022</b>	<b>Excp 2023</b>
<p><b>Item Name:</b> Restoration: 2022-23 Base Reduction  <b>Item Priority:</b> 1  <b>IT Component:</b> No  <b>Anticipated Out-year Costs:</b> No  <b>Involve Contracts &gt; \$50,000:</b> No</p>			
<p><b>Includes Funding for the Following Strategy or Strategies:</b></p>			
	01-01-04 Workers' Compensation Insurance		
	02-01-03 Lease of Facilities		
	03-01-01 Professional Development/Distance Learning		
	03-01-03 Starr County Upper Level Center		
	03-01-04 McAllen Teaching Site		
	03-01-05 Academy of Mathematics and Science		
	03-03-02 Center for Manufacturing		
	03-03-03 UT System K-12 Collaboration Initiative		
	03-03-04 K-16 Collaboration		
	03-03-06 Diabetes Registry		
	03-03-07 Texas/Mexico Border Health		
	03-03-08 Regional Advanced Tooling Center		
	03-03-10 Border Economic and Enterprise Development		
	03-04-01 Institutional Enhancement		
	03-04-02 First Year University Success Initiatives		
<b>OBJECTS OF EXPENSE:</b>			
1001	SALARIES AND WAGES	10,686	10,686
1002	OTHER PERSONNEL COSTS	6,261	6,261
2005	TRAVEL	9,983	9,983
2006	RENT - BUILDING	64,580	64,580
2009	OTHER OPERATING EXPENSE	508,496	508,496
<b>TOTAL, OBJECT OF EXPENSE</b>		<b>\$600,006</b>	<b>\$600,006</b>
<b>METHOD OF FINANCING:</b>			
1	General Revenue Fund	600,006	600,006
<b>TOTAL, METHOD OF FINANCING</b>		<b>\$600,006</b>	<b>\$600,006</b>

**4.A. Exceptional Item Request Schedule**  
87th Regular Session, Agency Submission, Version 1  
Automated Budget and Evaluation System of Texas (ABEST)

DATE: **10/20/2020**  
TIME: **6:32:50PM**

Agency code: **746**

Agency name:

**The University of Texas Rio Grande Valley**

<b>CODE</b>	<b>DESCRIPTION</b>	<b>Excp 2022</b>	<b>Excp 2023</b>
-------------	--------------------	------------------	------------------

**DESCRIPTION / JUSTIFICATION:**

The University of Texas Rio Grande Valley seeks restoration of the 5% reductions announced for general academic institutions. Reductions to non-formula strategies in instructional and institutional support, especially Institutional Enhancement, would adversely impact the ability to offer new programs and expand educational opportunities at a growing university. Additionally, reductions to non-formula public service strategies will jeopardize UTRGV's offerings that support manufacturing and business development, public health, and college access in the Rio Grande Valley where high rates of diabetes and lower than average educational levels are pronounced. The pandemic has taken an especially hard toll on jobs in the Rio Grande Valley with unemployment surging above the statewide rate. Finally, while TRB debt service was excluded from the reductions in general revenue, leases were not excluded from these reductions. Due to the unique situation of splitting from the local community college to form UTRGV, the university was forced to lease significant space for its Brownsville campus. These lease obligations are a fixed and unavoidable cost, paid for with general revenue, and should be treated as TRB debt service.

**EXTERNAL/INTERNAL FACTORS:**

Additional information is available in the Schedule 9 submission for each non-formula support strategy.

**PCLS TRACKING KEY:**



Agency code:	746	Agency name:	The University of Texas Rio Grande Valley		
Code	Description			Excp 2022	Excp 2023
Item Name:		Restoration: 2022-23 Base Reduction			
Allocation to Strategy:		1-1-4	Workers' Compensation Insurance		
OBJECTS OF EXPENSE:					
1002	OTHER PERSONNEL COSTS			6,261	6,261
TOTAL, OBJECT OF EXPENSE				\$6,261	\$6,261
METHOD OF FINANCING:					
1	General Revenue Fund			6,261	6,261
TOTAL, METHOD OF FINANCING				\$6,261	\$6,261

Agency code:	746	Agency name:	The University of Texas Rio Grande Valley			
Code	Description				Excp 2022	Excp 2023
Item Name:		Restoration: 2022-23 Base Reduction				
Allocation to Strategy:		2-1-3	Lease of Facilities			
OBJECTS OF EXPENSE:						
	2006	RENT - BUILDING		64,580	64,580	
TOTAL, OBJECT OF EXPENSE				\$64,580	\$64,580	
METHOD OF FINANCING:						
	1	General Revenue Fund		64,580	64,580	
TOTAL, METHOD OF FINANCING				\$64,580	\$64,580	

Agency code:	746	Agency name:	The University of Texas Rio Grande Valley		
Code	Description			Excp 2022	Excp 2023
<b>Item Name:</b>		Restoration: 2022-23 Base Reduction			
<b>Allocation to Strategy:</b>		3-1-1	Professional Development/Distance Learning		
<b>OBJECTS OF EXPENSE:</b>					
	2009	OTHER OPERATING EXPENSE		3,917	3,917
<b>TOTAL, OBJECT OF EXPENSE</b>				<b>\$3,917</b>	<b>\$3,917</b>
<b>METHOD OF FINANCING:</b>					
	1	General Revenue Fund		3,917	3,917
<b>TOTAL, METHOD OF FINANCING</b>				<b>\$3,917</b>	<b>\$3,917</b>

Agency code:	746	Agency name:	The University of Texas Rio Grande Valley			
Code	Description				Excp 2022	Excp 2023
Item Name:		Restoration: 2022-23 Base Reduction				
Allocation to Strategy:		3-1-3	Starr County Upper Level Center			
OBJECTS OF EXPENSE:						
2009	OTHER OPERATING EXPENSE			1,453	1,453	
TOTAL, OBJECT OF EXPENSE				\$1,453	\$1,453	
METHOD OF FINANCING:						
1	General Revenue Fund			1,453	1,453	
TOTAL, METHOD OF FINANCING				\$1,453	\$1,453	

Agency code: 746		Agency name: The University of Texas Rio Grande Valley	
Code	Description	Excp 2022	Excp 2023
<b>Item Name:</b>		Restoration: 2022-23 Base Reduction	
<b>Allocation to Strategy:</b>		3-1-4	McAllen Teaching Site
<b>OBJECTS OF EXPENSE:</b>			
	2009 OTHER OPERATING EXPENSE	12,444	12,444
<b>TOTAL, OBJECT OF EXPENSE</b>		<b>\$12,444</b>	<b>\$12,444</b>
<b>METHOD OF FINANCING:</b>			
	1 General Revenue Fund	12,444	12,444
<b>TOTAL, METHOD OF FINANCING</b>		<b>\$12,444</b>	<b>\$12,444</b>

Agency code: 746		Agency name: The University of Texas Rio Grande Valley	
Code	Description	Excp 2022	Excp 2023
<b>Item Name:</b>		Restoration: 2022-23 Base Reduction	
<b>Allocation to Strategy:</b>		3-1-5	Academy of Mathematics and Science
<b>OBJECTS OF EXPENSE:</b>			
	2009 OTHER OPERATING EXPENSE	17,283	17,283
<b>TOTAL, OBJECT OF EXPENSE</b>		<b>\$17,283</b>	<b>\$17,283</b>
<b>METHOD OF FINANCING:</b>			
	1 General Revenue Fund	17,283	17,283
<b>TOTAL, METHOD OF FINANCING</b>		<b>\$17,283</b>	<b>\$17,283</b>

Agency code:	746	Agency name:	The University of Texas Rio Grande Valley		
Code	Description			Excp 2022	Excp 2023
Item Name:		Restoration: 2022-23 Base Reduction			
Allocation to Strategy:		3-3-2	Center for Manufacturing		
OBJECTS OF EXPENSE:					
2009	OTHER OPERATING EXPENSE			7,494	7,494
TOTAL, OBJECT OF EXPENSE				\$7,494	\$7,494
METHOD OF FINANCING:					
1	General Revenue Fund			7,494	7,494
TOTAL, METHOD OF FINANCING				\$7,494	\$7,494

Agency code:	746	Agency name:	The University of Texas Rio Grande Valley		
Code	Description			Excp 2022	Excp 2023
Item Name:		Restoration: 2022-23 Base Reduction			
Allocation to Strategy:		3-3-3	UT System K-12 Collaboration Initiative		
OBJECTS OF EXPENSE:					
1001	SALARIES AND WAGES			1,613	1,613
TOTAL, OBJECT OF EXPENSE				\$1,613	\$1,613
METHOD OF FINANCING:					
1	General Revenue Fund			1,613	1,613
TOTAL, METHOD OF FINANCING				\$1,613	\$1,613



Agency code: 746		Agency name: The University of Texas Rio Grande Valley	
Code	Description	Excp 2022	Excp 2023
<b>Item Name:</b>		Restoration: 2022-23 Base Reduction	
<b>Allocation to Strategy:</b>		3-3-4	K-16 Collaboration
<b>OBJECTS OF EXPENSE:</b>			
1001	SALARIES AND WAGES	2,387	2,387
2005	TRAVEL	3,000	3,000
<b>TOTAL, OBJECT OF EXPENSE</b>		<b>\$5,387</b>	<b>\$5,387</b>
<b>METHOD OF FINANCING:</b>			
1	General Revenue Fund	5,387	5,387
<b>TOTAL, METHOD OF FINANCING</b>		<b>\$5,387</b>	<b>\$5,387</b>

Agency code:	746	Agency name:	The University of Texas Rio Grande Valley		
Code	Description			Excp 2022	Excp 2023
Item Name:		Restoration: 2022-23 Base Reduction			
Allocation to Strategy:		3-3-6	Diabetes Registry		
OBJECTS OF EXPENSE:					
2009	OTHER OPERATING EXPENSE			3,956	3,956
TOTAL, OBJECT OF EXPENSE				\$3,956	\$3,956
METHOD OF FINANCING:					
1	General Revenue Fund			3,956	3,956
TOTAL, METHOD OF FINANCING				\$3,956	\$3,956

Agency code:	746	Agency name:	The University of Texas Rio Grande Valley		
Code	Description			Excp 2022	Excp 2023
Item Name:		Restoration: 2022-23 Base Reduction			
Allocation to Strategy:		3-3-7	Texas/Mexico Border Health		
OBJECTS OF EXPENSE:					
2005	TRAVEL			5,484	5,484
TOTAL, OBJECT OF EXPENSE				\$5,484	\$5,484
METHOD OF FINANCING:					
1	General Revenue Fund			5,484	5,484
TOTAL, METHOD OF FINANCING				\$5,484	\$5,484

Agency code:	746	Agency name:	The University of Texas Rio Grande Valley		
Code	Description			Excp 2022	Excp 2023
<b>Item Name:</b>		Restoration: 2022-23 Base Reduction			
<b>Allocation to Strategy:</b>		3-3-8	Regional Advanced Tooling Center		
<b>OBJECTS OF EXPENSE:</b>					
	2009	OTHER OPERATING EXPENSE		17,284	17,284
<b>TOTAL, OBJECT OF EXPENSE</b>				<b>\$17,284</b>	<b>\$17,284</b>
<b>METHOD OF FINANCING:</b>					
	1	General Revenue Fund		17,284	17,284
<b>TOTAL, METHOD OF FINANCING</b>				<b>\$17,284</b>	<b>\$17,284</b>

Agency code:	746	Agency name:	The University of Texas Rio Grande Valley		
Code	Description		Excp 2022	Excp 2023	
Item Name:	Restoration: 2022-23 Base Reduction				
Allocation to Strategy:	3-3-10	Border Economic and Enterprise Development			
OBJECTS OF EXPENSE:					
2005	TRAVEL		1,499	1,499	
2009	OTHER OPERATING EXPENSE		18,397	18,397	
TOTAL, OBJECT OF EXPENSE			\$19,896	\$19,896	
METHOD OF FINANCING:					
1	General Revenue Fund		19,896	19,896	
TOTAL, METHOD OF FINANCING			\$19,896	\$19,896	

Agency code:	746	Agency name:	The University of Texas Rio Grande Valley		
Code	Description			Excp 2022	Excp 2023
<b>Item Name:</b>		Restoration: 2022-23 Base Reduction			
<b>Allocation to Strategy:</b>		3-4-1	Institutional Enhancement		
<b>OBJECTS OF EXPENSE:</b>					
	2009	OTHER OPERATING EXPENSE		425,119	425,120
<b>TOTAL, OBJECT OF EXPENSE</b>				<b>\$425,119</b>	<b>\$425,120</b>
<b>METHOD OF FINANCING:</b>					
	1	General Revenue Fund		425,119	425,120
<b>TOTAL, METHOD OF FINANCING</b>				<b>\$425,119</b>	<b>\$425,120</b>

Agency code:	746	Agency name:	The University of Texas Rio Grande Valley		
Code	Description			Excp 2022	Excp 2023
<b>Item Name:</b>		Restoration: 2022-23 Base Reduction			
<b>Allocation to Strategy:</b>		3-4-2	First Year University Success Initiatives		
<b>OBJECTS OF EXPENSE:</b>					
1001	SALARIES AND WAGES			6,686	6,686
2009	OTHER OPERATING EXPENSE			1,149	1,148
<b>TOTAL, OBJECT OF EXPENSE</b>				<b>\$7,835</b>	<b>\$7,834</b>
<b>METHOD OF FINANCING:</b>					
1	General Revenue Fund			7,835	7,834
<b>TOTAL, METHOD OF FINANCING</b>				<b>\$7,835</b>	<b>\$7,834</b>

**4.C. Exceptional Items Strategy Request**  
87th Regular Session, Agency Submission, Version 1  
Automated Budget and Evaluation System of Texas (ABEST)

**DATE:** 10/20/2020  
**TIME:** 6:32:50PM

Agency Code: **746** Agency name: **The University of Texas Rio Grande Valley**

GOAL: 1 Provide Instructional and Operations Support

OBJECTIVE: 1 Provide Instructional and Operations Support

STRATEGY: 4 Workers' Compensation Insurance

Service Categories:

Service: 06 Income: A.2 Age: B.3

CODE DESCRIPTION	Excp 2022	Excp 2023
------------------	-----------	-----------

**OBJECTS OF EXPENSE:**

1002 OTHER PERSONNEL COSTS

6,261

6,261

**Total, Objects of Expense**

**\$6,261**

**\$6,261**

**METHOD OF FINANCING:**

1 General Revenue Fund

6,261

6,261

**Total, Method of Finance**

**\$6,261**

**\$6,261**

**EXCEPTIONAL ITEM(S) INCLUDED IN STRATEGY:**

Restoration: 2022-23 Base Reduction



Agency Code: **746** Agency name: **The University of Texas Rio Grande Valley**

GOAL: 2 Provide Infrastructure Support

OBJECTIVE: 1 Provide Operation and Maintenance of E&G Space

STRATEGY: 3 Lease of Facilities

Service Categories:

Service: 10 Income: A.2 Age: B.3

CODE DESCRIPTION	Excp 2022	Excp 2023
------------------	-----------	-----------

**OBJECTS OF EXPENSE:**

2006 RENT - BUILDING

64,580

64,580

**Total, Objects of Expense**

**\$64,580**

**\$64,580**

**METHOD OF FINANCING:**

1 General Revenue Fund

64,580

64,580

**Total, Method of Finance**

**\$64,580**

**\$64,580**

**EXCEPTIONAL ITEM(S) INCLUDED IN STRATEGY:**

Restoration: 2022-23 Base Reduction

Agency Code: **746** Agency name: **The University of Texas Rio Grande Valley**

GOAL: 3 Provide Non-formula Support

OBJECTIVE: 1 INSTRUCTIONAL SUPPORT

STRATEGY: 1 Professional Development/Distance Learning

Service Categories:

Service: 19 Income: A.2 Age: B.3

CODE DESCRIPTION	Excp 2022	Excp 2023
------------------	-----------	-----------

**OBJECTS OF EXPENSE:**

2009 OTHER OPERATING EXPENSE	3,917	3,917
<b>Total, Objects of Expense</b>	<b>\$3,917</b>	<b>\$3,917</b>

**METHOD OF FINANCING:**

1 General Revenue Fund	3,917	3,917
<b>Total, Method of Finance</b>	<b>\$3,917</b>	<b>\$3,917</b>

**EXCEPTIONAL ITEM(S) INCLUDED IN STRATEGY:**

Restoration: 2022-23 Base Reduction

Agency Code: **746** Agency name: **The University of Texas Rio Grande Valley**

GOAL: 3 Provide Non-formula Support

OBJECTIVE: 1 INSTRUCTIONAL SUPPORT

STRATEGY: 3 Starr County Upper Level Center

Service Categories:

Service: 19 Income: A.2 Age: B.3

CODE DESCRIPTION	Excp 2022	Excp 2023
------------------	-----------	-----------

**OBJECTS OF EXPENSE:**

2009 OTHER OPERATING EXPENSE	1,453	1,453
<b>Total, Objects of Expense</b>	<b>\$1,453</b>	<b>\$1,453</b>

**METHOD OF FINANCING:**

1 General Revenue Fund	1,453	1,453
<b>Total, Method of Finance</b>	<b>\$1,453</b>	<b>\$1,453</b>

**EXCEPTIONAL ITEM(S) INCLUDED IN STRATEGY:**

Restoration: 2022-23 Base Reduction

Agency Code: **746** Agency name: **The University of Texas Rio Grande Valley**

GOAL: 3 Provide Non-formula Support

OBJECTIVE: 1 INSTRUCTIONAL SUPPORT

STRATEGY: 4 McAllen Teaching Site

Service Categories:

Service: 19 Income: A.2 Age: B.3

CODE DESCRIPTION	Excp 2022	Excp 2023
------------------	-----------	-----------

**OBJECTS OF EXPENSE:**

2009 OTHER OPERATING EXPENSE	12,444	12,444
------------------------------	--------	--------

<b>Total, Objects of Expense</b>	<b>\$12,444</b>	<b>\$12,444</b>
----------------------------------	-----------------	-----------------

**METHOD OF FINANCING:**

1 General Revenue Fund	12,444	12,444
------------------------	--------	--------

<b>Total, Method of Finance</b>	<b>\$12,444</b>	<b>\$12,444</b>
---------------------------------	-----------------	-----------------

**EXCEPTIONAL ITEM(S) INCLUDED IN STRATEGY:**

Restoration: 2022-23 Base Reduction

Agency Code: **746** Agency name: **The University of Texas Rio Grande Valley**

GOAL: 3 Provide Non-formula Support

OBJECTIVE: 1 INSTRUCTIONAL SUPPORT

STRATEGY: 5 Academy of Mathematics and Science

Service Categories:

Service: 19 Income: A.2 Age: B.3

CODE DESCRIPTION	Excp 2022	Excp 2023
------------------	-----------	-----------

**OBJECTS OF EXPENSE:**

2009 OTHER OPERATING EXPENSE	17,283	17,283
------------------------------	--------	--------

<b>Total, Objects of Expense</b>	<b>\$17,283</b>	<b>\$17,283</b>
----------------------------------	-----------------	-----------------

**METHOD OF FINANCING:**

1 General Revenue Fund	17,283	17,283
------------------------	--------	--------

<b>Total, Method of Finance</b>	<b>\$17,283</b>	<b>\$17,283</b>
---------------------------------	-----------------	-----------------

**EXCEPTIONAL ITEM(S) INCLUDED IN STRATEGY:**

Restoration: 2022-23 Base Reduction

---

Agency Code: **746** Agency name: **The University of Texas Rio Grande Valley**

GOAL: 3 Provide Non-formula Support

OBJECTIVE: 3 Public Service

STRATEGY: 2 Center for Manufacturing

Service Categories:

Service: 13 Income: A.2 Age: B.3

---

CODE DESCRIPTION	Excp 2022	Excp 2023
------------------	-----------	-----------

---

**OBJECTS OF EXPENSE:**

2009 OTHER OPERATING EXPENSE

7,494

7,494

**Total, Objects of Expense**

**\$7,494**

**\$7,494**

**METHOD OF FINANCING:**

1 General Revenue Fund

7,494

7,494

**Total, Method of Finance**

**\$7,494**

**\$7,494**

**EXCEPTIONAL ITEM(S) INCLUDED IN STRATEGY:**

Restoration: 2022-23 Base Reduction

Agency Code: **746** Agency name: **The University of Texas Rio Grande Valley**

GOAL: 3 Provide Non-formula Support

OBJECTIVE: 3 Public Service

Service Categories:

STRATEGY: 3 UT System K-12 Collaboration Initiative

Service: 18 Income: A.2 Age: B.3

CODE DESCRIPTION	Excp 2022	Excp 2023
------------------	-----------	-----------

**OBJECTS OF EXPENSE:**

1001 SALARIES AND WAGES

1,613

1,613

**Total, Objects of Expense**

**\$1,613**

**\$1,613**

**METHOD OF FINANCING:**

1 General Revenue Fund

1,613

1,613

**Total, Method of Finance**

**\$1,613**

**\$1,613**

**EXCEPTIONAL ITEM(S) INCLUDED IN STRATEGY:**

Restoration: 2022-23 Base Reduction

---

Agency Code: **746** Agency name: **The University of Texas Rio Grande Valley**

GOAL: 3 Provide Non-formula Support

OBJECTIVE: 3 Public Service

STRATEGY: 4 K-16 Collaboration

Service Categories:

Service: 18 Income: A.2 Age: B.3

---

CODE DESCRIPTION	Excp 2022	Excp 2023
------------------	-----------	-----------

---

**OBJECTS OF EXPENSE:**

1001 SALARIES AND WAGES	2,387	2,387
2005 TRAVEL	3,000	3,000
<b>Total, Objects of Expense</b>	<b>\$5,387</b>	<b>\$5,387</b>

**METHOD OF FINANCING:**

1 General Revenue Fund	5,387	5,387
<b>Total, Method of Finance</b>	<b>\$5,387</b>	<b>\$5,387</b>

**EXCEPTIONAL ITEM(S) INCLUDED IN STRATEGY:**

Restoration: 2022-23 Base Reduction



Agency Code: **746** Agency name: **The University of Texas Rio Grande Valley**

GOAL: 3 Provide Non-formula Support

OBJECTIVE: 3 Public Service

STRATEGY: 6 Diabetes Registry

Service Categories:

Service: 23 Income: A.2 Age: B.3

CODE DESCRIPTION	Excp 2022	Excp 2023
------------------	-----------	-----------

**OBJECTS OF EXPENSE:**

2009 OTHER OPERATING EXPENSE

3,956

3,956

**Total, Objects of Expense**

**\$3,956**

**\$3,956**

**METHOD OF FINANCING:**

1 General Revenue Fund

3,956

3,956

**Total, Method of Finance**

**\$3,956**

**\$3,956**

**EXCEPTIONAL ITEM(S) INCLUDED IN STRATEGY:**

Restoration: 2022-23 Base Reduction

**4.C. Exceptional Items Strategy Request**  
87th Regular Session, Agency Submission, Version 1  
Automated Budget and Evaluation System of Texas (ABEST)

**DATE:** 10/20/2020  
**TIME:** 6:32:50PM

Agency Code: **746** Agency name: **The University of Texas Rio Grande Valley**

GOAL: 3 Provide Non-formula Support

OBJECTIVE: 3 Public Service

STRATEGY: 7 Texas/Mexico Border Health

Service Categories:

Service: 23 Income: A.2 Age: B.3

CODE	DESCRIPTION	Excp 2022	Excp 2023
------	-------------	-----------	-----------

**OBJECTS OF EXPENSE:**

2005	TRAVEL	5,484	5,484
------	--------	-------	-------

**Total, Objects of Expense**

<b>\$5,484</b>	<b>\$5,484</b>
----------------	----------------

**METHOD OF FINANCING:**

1	General Revenue Fund	5,484	5,484
---	----------------------	-------	-------

**Total, Method of Finance**

<b>\$5,484</b>	<b>\$5,484</b>
----------------	----------------

**EXCEPTIONAL ITEM(S) INCLUDED IN STRATEGY:**

Restoration: 2022-23 Base Reduction

**4.C. Exceptional Items Strategy Request**  
87th Regular Session, Agency Submission, Version 1  
Automated Budget and Evaluation System of Texas (ABEST)

**DATE:** 10/20/2020  
**TIME:** 6:32:50PM

Agency Code: **746** Agency name: **The University of Texas Rio Grande Valley**

GOAL: 3 Provide Non-formula Support

OBJECTIVE: 3 Public Service

STRATEGY: 8 Regional Advanced Tooling Center

Service Categories:

Service: 13 Income: A.2 Age: B.3

CODE	DESCRIPTION	Excp 2022	Excp 2023
------	-------------	-----------	-----------

**OBJECTS OF EXPENSE:**

2009	OTHER OPERATING EXPENSE	17,284	17,284
------	-------------------------	--------	--------

<b>Total, Objects of Expense</b>		<b>\$17,284</b>	<b>\$17,284</b>
----------------------------------	--	-----------------	-----------------

**METHOD OF FINANCING:**

1	General Revenue Fund	17,284	17,284
---	----------------------	--------	--------

<b>Total, Method of Finance</b>		<b>\$17,284</b>	<b>\$17,284</b>
---------------------------------	--	-----------------	-----------------

**EXCEPTIONAL ITEM(S) INCLUDED IN STRATEGY:**

Restoration: 2022-23 Base Reduction

Agency Code: **746** Agency name: **The University of Texas Rio Grande Valley**

GOAL: 3 Provide Non-formula Support

OBJECTIVE: 3 Public Service

Service Categories:

STRATEGY: 10 Border Economic and Enterprise Development

Service: 13 Income: A.2 Age: B.3

CODE DESCRIPTION	Excp 2022	Excp 2023
------------------	-----------	-----------

**OBJECTS OF EXPENSE:**

2005 TRAVEL	1,499	1,499
2009 OTHER OPERATING EXPENSE	18,397	18,397
<b>Total, Objects of Expense</b>	<b>\$19,896</b>	<b>\$19,896</b>

**METHOD OF FINANCING:**

1 General Revenue Fund	19,896	19,896
<b>Total, Method of Finance</b>	<b>\$19,896</b>	<b>\$19,896</b>

**EXCEPTIONAL ITEM(S) INCLUDED IN STRATEGY:**

Restoration: 2022-23 Base Reduction

Agency Code: **746** Agency name: **The University of Texas Rio Grande Valley**

GOAL: 3 Provide Non-formula Support

OBJECTIVE: 4 INSTITUTIONAL SUPPORT

STRATEGY: 1 Institutional Enhancement

Service Categories:

Service: 19 Income: A.2 Age: B.3

CODE DESCRIPTION	Excp 2022	Excp 2023
------------------	-----------	-----------

**OBJECTS OF EXPENSE:**

2009 OTHER OPERATING EXPENSE	425,119	425,120
<b>Total, Objects of Expense</b>	<b>\$425,119</b>	<b>\$425,120</b>

**METHOD OF FINANCING:**

1 General Revenue Fund	425,119	425,120
<b>Total, Method of Finance</b>	<b>\$425,119</b>	<b>\$425,120</b>

**EXCEPTIONAL ITEM(S) INCLUDED IN STRATEGY:**

Restoration: 2022-23 Base Reduction

**4.C. Exceptional Items Strategy Request**  
87th Regular Session, Agency Submission, Version 1  
Automated Budget and Evaluation System of Texas (ABEST)

**DATE:** 10/20/2020  
**TIME:** 6:32:50PM

Agency Code: **746** Agency name: **The University of Texas Rio Grande Valley**

GOAL: 3 Provide Non-formula Support

OBJECTIVE: 4 INSTITUTIONAL SUPPORT

STRATEGY: 2 First Year University Success Initiatives

Service Categories:

Service: 19 Income: A.2 Age: B.3

CODE	DESCRIPTION	Excp 2022	Excp 2023
------	-------------	-----------	-----------

**OBJECTS OF EXPENSE:**

1001	SALARIES AND WAGES	6,686	6,686
2009	OTHER OPERATING EXPENSE	1,149	1,148
<b>Total, Objects of Expense</b>		<b>\$7,835</b>	<b>\$7,834</b>

**METHOD OF FINANCING:**

1	General Revenue Fund	7,835	7,834
<b>Total, Method of Finance</b>		<b>\$7,835</b>	<b>\$7,834</b>

**EXCEPTIONAL ITEM(S) INCLUDED IN STRATEGY:**

Restoration: 2022-23 Base Reduction

**6.A. Historically Underutilized Business Supporting Schedule**  
87th Regular Session, Agency Submission, Version 1  
Automated Budget and Evaluation System of Texas (ABEST)

Date: **10/20/2020**  
Time: **6:32:50PM**

Agency Code: **746**      Agency: **The University of Texas Rio Grande Valley**

COMPARISON TO STATEWIDE HUB PROCUREMENT GOALS

**A. Fiscal Year - HUB Expenditure Information**

Statewide HUB Goals	Procurement Category	% Goal	HUB Expenditures FY 2018			Total Expenditures		HUB Expenditures FY 2019			Total Expenditures	
			% Actual	Diff	Actual \$	FY 2018	% Goal	% Actual	Diff	Actual \$	FY 2019	
11.2%	Heavy Construction	11.2 %	0.0%	-11.2%	\$0	\$0	11.2 %	0.0%	-11.2%	\$0	\$0	
21.1%	Building Construction	21.1 %	37.8%	16.7%	\$938,397	\$2,484,936	21.1 %	42.1%	21.0%	\$3,118,847	\$7,414,727	
32.9%	Special Trade	32.9 %	35.8%	2.9%	\$2,378,640	\$6,638,663	32.9 %	34.1%	1.2%	\$2,327,462	\$6,832,301	
23.7%	Professional Services	23.7 %	20.2%	-3.5%	\$92,388	\$457,272	23.7 %	8.4%	-15.3%	\$7,576	\$90,292	
26.0%	Other Services	26.0 %	8.1%	-17.9%	\$1,799,605	\$22,083,017	26.0 %	19.3%	-6.7%	\$1,791,887	\$9,292,359	
21.1%	Commodities	21.1 %	21.8%	0.7%	\$6,065,080	\$27,827,708	21.1 %	33.4%	12.3%	\$6,381,072	\$19,114,782	
	<b>Total Expenditures</b>		<b>19.0%</b>		<b>\$11,274,110</b>	<b>\$59,491,596</b>		<b>31.9%</b>		<b>\$13,626,844</b>	<b>\$42,744,461</b>	

**B. Assessment of Fiscal Year - Efforts to Meet HUB Procurement Goals**

**Attainment:**

In FY 2018, the agency attained or exceeded goals in 3 of 5 of the applicable categories for agency HUB procurement goals for Fiscal Year 2018.

In FY 2019, the agency attained or exceeded goals in 3 of 5 of the applicable categories for agency HUB procurement goals for Fiscal Year 2019.

**Applicability:**

UTRGV did not have any activity or participation in any Heavy Construction as per State of Texas Object Codes for either Fiscal year 2018 or 2019.

**Factors Affecting Attainment:**

The University of Texas Rio Grande Valley continues its commitment to the Historically Underutilized Business (HUB) Program. Our University still maintains an ambitious outreach program in the Rio Grande Valley. We assume a leadership position among other state and local agencies in promoting HUB issues in our area and encourage non-certified minority and woman owned businesses to become HUB certified. An element of this effort is to facilitate the application process as much as possible for businesses through working closely with the Texas Procurement and Support Services Office (TPASS).

A "Good Faith Effort" was made to contract with HUB vendors by the bidding process in Fiscal year 2017 for Professional Services, Other Services and Commodities Categories and in Fiscal year 2019 for the Special Trade Construction, Professional Services, Other Services and Commodities. However, contracts were awarded to non-HUB vendors using "Best Value" Procurement procedures and guidelines, therefore, goals were not met.

**"Good-Faith" Efforts:**

Hosted:

**6.A. Historically Underutilized Business Supporting Schedule**  
87th Regular Session, Agency Submission, Version 1  
Automated Budget and Evaluation System of Texas (ABEST)

Date: **10/20/2020**  
Time: **6:32:50PM**

---

Agency Code: **746**      Agency: **The University of Texas Rio Grande Valley**

iShopUTRGV/HUB Vendor Fair in Brownsville and Edinburg with over thirty HUB vendors and three hundred campus end users in attendance 'Meet the Buyer' in Weslaco in conjunction with the UTRGV Texas Procurement and Technical Assistance Center Building N BBQ Construction Mixer' in Pharr in conjunction with the UTRGV Texas Procurement and Technical Assistance Center Model Contractor Development Program' in conjunction with the UTRGV Procurement Technical Assistance Program in Edinburg, McAllen and San Antonio.

Participated:

- The University of Texas System Supply Chain Alliance Conference in Galveston, Texas and San Antonio, Texas
- Senator Royce West Spot Bid Fair in Irving, Texas
- South Texas Business Opportunity Form in Mercedes, Texas
- Marketed Jaggaer eProcurement System with six HUB Catalog vendors

HUB Coordinator current areas of engagement:

- Current President of South Texas Universities HUB Coordinators Alliance
- Advisor to the Board of Directors of the Rio Grande Valley Hispanic Chamber of Commerce for Small Business & Economic Development
- HUB Coordinator Mentor to the South Texas Procurement and Technical Assistance Center



**6.G. HOMELAND SECURITY FUNDING SCHEDULE - PART B - NATURAL OR MAN-MADE DISASTERS**

DATE: 10/20/2020  
TIME: 6:32:51PM

87th Regular Session, Agency Submission, Version 1  
Automated Budget and Evaluation System of Texas (ABEST)

Agency code: **746**      Agency name: **UT Rio Grande Valley**

CODE	DESCRIPTION	Exp 2019	Est 2020	Bud 2021	BL 2022	BL 2023
<b>OBJECTS OF EXPENSE</b>						
1001	SALARIES AND WAGES	\$0	\$58,221	\$0	\$0	\$0
2001	PROFESSIONAL FEES AND SERVICES	\$0	\$8,634	\$0	\$0	\$0
2003	CONSUMABLE SUPPLIES	\$0	\$3,046	\$0	\$0	\$0
2009	OTHER OPERATING EXPENSE	\$0	\$43,004	\$0	\$0	\$0
5000	CAPITAL EXPENDITURES	\$0	\$4,389	\$15,982,706	\$0	\$0
<b>TOTAL, OBJECTS OF EXPENSE</b>		<b>\$0</b>	<b>\$117,294</b>	<b>\$15,982,706</b>	<b>\$0</b>	<b>\$0</b>
<b>METHOD OF FINANCING</b>						
8888	Local/Not Appropriated Funds	\$0	\$117,294	\$15,982,706	\$0	\$0
	Subtotal, MOF (Other Funds)	\$0	\$117,294	\$15,982,706	\$0	\$0
<b>TOTAL, METHOD OF FINANCE</b>		<b>\$0</b>	<b>\$117,294</b>	<b>\$15,982,706</b>	<b>\$0</b>	<b>\$0</b>

**FULL-TIME-EQUIVALENT POSITIONS**

**NO FUNDS WERE PASSED THROUGH TO LOCAL ENTITIES**

**NO FUNDS WERE PASSED THROUGH TO OTHER STATE AGENCIES OR INSTITUTIONS OF HIGHER EDUCATION**

**USE OF HOMELAND SECURITY FUNDS**

The costs shown are preliminary estimates of repairs required to address damage caused by Hurricane Hanna on July 25, 2020. In addition to emergency mitigation procedures, the costs include roof replacement and interior repairs at the CESS building, interior repairs at several other campus buildings the Edinburg library and student housing, electrical and signage repairs at the baseball field, and elevator repairs. FEMA reimbursement for a portion of the costs is anticipated.

**6.G. HOMELAND SECURITY FUNDING SCHEDULE - PART B - NATURAL OR MAN-MADE DISASTERS**

DATE: 10/20/2020

**Funds Passed through to Local Entities**

TIME: 6:32:51PM

87th Regular Session, Agency Submission, Version 1  
Automated Budget and Evaluation System of Texas (ABEST)

---

Agency code: **746**      Agency name: **UT Rio Grande Valley**

---

<b>CODE</b>	<b>DESCRIPTION</b>	<b>Exp 2019</b>	<b>Est 2020</b>	<b>Bud 2021</b>	<b>BL 2022</b>	<b>BL 2023</b>
-------------	--------------------	-----------------	-----------------	-----------------	----------------	----------------

---

**6.G. HOMELAND SECURITY FUNDING SCHEDULE - PART B - NATURAL OR MAN-MADE DISASTERS**

DATE: 10/20/2020

**Funds Passed through to State Agencies**

TIME: 6:32:51PM

87th Regular Session, Agency Submission, Version 1

Automated Budget and Evaluation System of Texas (ABEST)

---

Agency code: **746**      Agency name: **UT Rio Grande Valley**

---

<b>CODE</b>	<b>DESCRIPTION</b>	<b>Exp 2019</b>	<b>Est 2020</b>	<b>Bud 2021</b>	<b>BL 2022</b>	<b>BL 2023</b>
-------------	--------------------	-----------------	-----------------	-----------------	----------------	----------------

---

**6.G. HOMELAND SECURITY FUNDING SCHEDULE - PART C - COVID-19 RELATED EXPENDITURES**

DATE: 10/20/2020  
TIME: 6:32:51PM

87th Regular Session, Agency Submission, Version 1  
Automated Budget and Evaluation System of Texas (ABEST)

Agency code: **746**      Agency name: **UT Rio Grande Valley**

CODE	DESCRIPTION	Exp 2019	Est 2020	Bud 2021	BL 2022	BL 2023
<b>OBJECTS OF EXPENSE</b>						
1001	SALARIES AND WAGES	\$0	\$4,316,040	\$1,591,558	\$0	\$0
1002	OTHER PERSONNEL COSTS	\$0	\$1,056,921	\$290,930	\$0	\$0
2001	PROFESSIONAL FEES AND SERVICES	\$0	\$60,754	\$71,652	\$0	\$0
2003	CONSUMABLE SUPPLIES	\$0	\$257,915	\$536,875	\$0	\$0
2005	TRAVEL	\$0	\$37,243	\$7,928	\$0	\$0
2009	OTHER OPERATING EXPENSE	\$0	\$2,013,669	\$1,399,669	\$0	\$0
4000	GRANTS	\$0	\$23,515,976	\$26,600,925	\$0	\$0
5000	CAPITAL EXPENDITURES	\$0	\$161,243	\$28,000	\$0	\$0
<b>TOTAL, OBJECTS OF EXPENSE</b>		<b>\$0</b>	<b>\$31,419,761</b>	<b>\$30,527,537</b>	<b>\$0</b>	<b>\$0</b>
<b>METHOD OF FINANCING</b>						
8888	Local/Not Appropriated Funds	\$0	\$11,153,883	\$15,084,223	\$0	\$0
	Subtotal, MOF (Other Funds)	\$0	\$11,153,883	\$15,084,223	\$0	\$0
325	CORONAVIRUS RELIEF FUND					
	CFDA 11.611.000, Manufacturing Extension	\$0	\$13,996	\$151,211	\$0	\$0
	CFDA 45.149.000, Promotion of the Humaniti	\$0	\$0	\$7,500	\$0	\$0
	CFDA 59.037.000, Small Business Developmen	\$0	\$27,302	\$268,438	\$0	\$0
	CFDA 84.425.119, COV19 Education Stabilization Fund	\$0	\$20,217,858	\$14,927,432	\$0	\$0
	CFDA 93.107.119, COV19 Area Health Education Cntrs	\$0	\$6,722	\$88,733	\$0	\$0
	Subtotal, MOF (Federal Funds)	\$0	\$20,265,878	\$15,443,314	\$0	\$0
<b>TOTAL, METHOD OF FINANCE</b>		<b>\$0</b>	<b>\$31,419,761</b>	<b>\$30,527,537</b>	<b>\$0</b>	<b>\$0</b>
<b>FULL-TIME-EQUIVALENT POSITIONS</b>		<b>0.0</b>	<b>141.0</b>	<b>146.0</b>	<b>0.0</b>	<b>0.0</b>

**6.G. HOMELAND SECURITY FUNDING SCHEDULE - PART C - COVID-19 RELATED EXPENDITURES**

DATE: 10/20/2020

TIME: 6:32:51PM

87th Regular Session, Agency Submission, Version 1  
Automated Budget and Evaluation System of Texas (ABEST)Agency code: **746** Agency name: **UT Rio Grande Valley**

CODE	DESCRIPTION	Exp 2019	Est 2020	Bud 2021	BL 2022	BL 2023
------	-------------	----------	----------	----------	---------	---------

**NO FUNDS WERE PASSED THROUGH TO LOCAL ENTITIES****NO FUNDS WERE PASSED THROUGH TO OTHER STATE AGENCIES OR INSTITUTIONS OF HIGHER EDUCATION****USE OF HOMELAND SECURITY FUNDS**

The primary response by UTRGV to the coronavirus pandemic has been and continues to be to provide support to students in the form of CARES Act-funded direct grants and additional institutionally funded scholarships. Second is the online transformation of the campus whereby most traditional face-to-face courses have been transitioned to online delivery, most employees are telecommuting, and critical student services such as advising are now being delivered in a virtual setting. Third are the sanitation efforts required to maintain a safe and secure campus environment. In addition, the institution has been awarded various federal grants to support area instruction as well as public service activities to assist manufacturing, small business development, and the Center for Mexican American Studies. It is anticipated that FEMA reimbursement may be received for certain expenditures not covered by CARES or other sources.

**6.G. HOMELAND SECURITY FUNDING SCHEDULE - PART C - COVID-19 RELATED EXPENDITURES**  
**Funds Passed through to Local Entities**  
87th Regular Session, Agency Submission, Version 1  
Automated Budget and Evaluation System of Texas (ABEST)

DATE: 10/20/2020  
TIME: 6:32:51PM

Agency code: **746**      Agency name: **UT Rio Grande Valley**

CODE	DESCRIPTION	Exp 2019	Est 2020	Bud 2021	BL 2022	BL 2023
------	-------------	----------	----------	----------	---------	---------

**6.G. HOMELAND SECURITY FUNDING SCHEDULE - PART C - COVID-19 RELATED EXPENDITURES**  
**Funds Passed through to State Agencies**  
87th Regular Session, Agency Submission, Version 1  
Automated Budget and Evaluation System of Texas (ABEST)

DATE: 10/20/2020  
TIME: 6:32:51PM

Agency code: **746**      Agency name: **UT Rio Grande Valley**

CODE	DESCRIPTION	Exp 2019	Est 2020	Bud 2021	BL 2022	BL 2023
------	-------------	----------	----------	----------	---------	---------

**University of Texas at Rio Grande Valley (746)**  
**Estimated Funds Outside the Institution's Bill Pattern 2020-21 and 2022-23 Biennia**

	2020 - 2021 Biennium				2022 - 2023 Biennium			
	<u>FY 2020 Revenue</u>	<u>FY 2021 Revenue</u>	<u>Biennium Total</u>	<u>Percent of Total</u>	<u>FY 2022 Revenue</u>	<u>FY 2023 Revenue</u>	<u>Biennium Total</u>	<u>Percent of Total</u>
<b>APPROPRIATED SOURCES INSIDE THE BILL PATTERN</b>								
State Appropriations (excluding HEGI & State Paid Fringes)	\$ 97,256,381	\$ 89,340,141	\$ 186,596,522		\$ 91,126,944	\$ 92,949,483	\$ 184,076,427	
Tuition and Fees (net of Discounts and Allowances)	26,282,859	23,871,433	50,154,292		23,871,433	23,871,433	47,742,866	
Endowment and Interest Income	225,000	180,000	405,000		180,000	180,000	360,000	
Sales and Services of Educational Activities (net)	-	-	-		-	-	-	
Sales and Services of Hospitals (net)	-	-	-		-	-	-	
Other Income	50,000	50,000	100,000		50,000	50,000	100,000	
Total	<u>123,814,240</u>	<u>113,441,574</u>	<u>237,255,814</u>	<u>27.0%</u>	<u>115,228,377</u>	<u>117,050,916</u>	<u>232,279,293</u>	<u>25.1%</u>
<b>APPROPRIATED SOURCES OUTSIDE THE BILL PATTERN</b>								
State Appropriations (HEGI & State Paid Fringes)	22,778,259	22,266,298	45,044,557		22,711,624	23,165,857	45,877,481	
Higher Education Assistance Funds	-	-	-		-	-	-	
Available University Fund	-	-	-		-	-	-	
State Grants and Contracts	<u>40,226,626</u>	<u>40,148,420</u>	<u>80,375,046</u>		<u>40,951,389</u>	<u>41,770,417</u>	<u>82,721,806</u>	
Total	<u>63,004,885</u>	<u>62,414,718</u>	<u>125,419,603</u>	<u>14.3%</u>	<u>63,663,013</u>	<u>64,936,274</u>	<u>128,599,287</u>	<u>13.9%</u>
<b>NON-APPROPRIATED SOURCES</b>								
Tuition and Fees (net of Discounts and Allowances)	93,637,935	84,530,609	178,168,544		89,630,245	94,060,504	183,690,749	
Federal Grants and Contracts	121,892,407	157,091,984	278,984,391		160,233,824	163,438,500	323,672,324	
State Grants and Contracts	2,172,781	2,327,143	4,499,924		2,373,686	2,421,160	4,794,847	
Local Government Grants and Contracts	-	-	-		-	-	-	
Private Gifts and Grants	4,932,831	2,747,961	7,680,792		2,802,920	2,858,979	5,661,899	
Endowment and Interest Income	6,323,381	7,502,003	13,825,384		7,652,043	7,805,084	15,457,127	
Sales and Services of Educational Activities (net)	6,047,507	5,372,941	11,420,448		5,480,400	5,590,008	11,070,408	
Sales and Services of Hospitals (net)	-	-	-		-	-	-	
Professional Fees (net)	-	-	-		0	0	0	
Auxiliary Enterprises (net)	10,809,161	6,863,577	17,672,738		7,000,849	7,140,866	14,141,714	
Other Income	<u>1,778,838</u>	<u>2,864,887</u>	<u>4,643,725</u>		<u>2,922,185</u>	<u>2,980,629</u>	<u>5,902,813</u>	
Total	<u>247,594,841</u>	<u>269,301,105</u>	<u>516,895,946</u>	<u>58.8%</u>	<u>278,096,152</u>	<u>286,295,729</u>	<u>564,391,881</u>	<u>61.0%</u>
<b>TOTAL SOURCES</b>	<u>\$ 434,413,966</u>	<u>\$ 445,157,397</u>	<u>\$ 879,571,363</u>	<u>100.0%</u>	<u>\$ 456,987,542</u>	<u>\$ 468,282,919</u>	<u>\$ 925,270,461</u>	<u>100.0%</u>



87th Regular Session, Agency Submission, Version 1  
Automated Budget and Evaluation System of Texas (ABEST)

746 The University of Texas Rio Grande Valley					
	Act 2019	Act 2020	Bud 2021	Est 2022	Est 2023
<b>Gross Tuition</b>					
Gross Resident Tuition	41,649,138	44,905,564	38,234,800	38,234,800	38,234,800
Gross Non-Resident Tuition	11,581,038	12,109,518	10,928,132	10,928,132	10,928,132
<b>Gross Tuition</b>	<b>53,230,176</b>	<b>57,015,082</b>	<b>49,162,932</b>	<b>49,162,932</b>	<b>49,162,932</b>
Less: Resident Waivers and Exemptions (excludes Hazlewood)	(1,312,709)	(1,519,975)	(1,361,370)	(1,361,370)	(1,361,370)
Less: Non-Resident Waivers and Exemptions	(8,671,323)	(9,078,027)	(8,417,212)	(8,417,212)	(8,417,212)
Less: Hazlewood Exemptions	(1,139,261)	(1,135,998)	(1,065,030)	(1,065,030)	(1,065,030)
Less: Board Authorized Tuition Increases (TX. Educ. Code Ann. Sec. 54.008)	(3,428,584)	(3,978,772)	(3,395,390)	(3,395,390)	(3,395,390)
Less: Tuition increases charged to doctoral students with hours in excess of 100 (TX. Educ. Code Ann. Sec. 54.012)	0	0	0	0	0
Less: Tuition increases charged to undergraduate students with excessive hours above degree requirements. (TX. Educ. Code Ann. Sec. 61.0595)	0	0	0	0	0
Less: Tuition rebates for certain undergraduates (TX. Educ. Code Ann. Sec. 54.0065)	0	(9,000)	0	0	0
Plus: Tuition waived for Students 55 Years or Older (TX. Educ. Code Ann. Sec. 54.013)	0	0	0	0	0
Less: Tuition for repeated or excessive hours (TX. Educ. Code Ann. Sec. 54.014)	(1,965,655)	(2,126,066)	(2,309,280)	(2,309,280)	(2,309,280)
Plus: Tuition waived for Texas Grant Recipients (TX. Educ. Code Ann. Sec. 56.307)	0	0	0	0	0
<b>Subtotal</b>	<b>36,712,644</b>	<b>39,167,244</b>	<b>32,614,650</b>	<b>32,614,650</b>	<b>32,614,650</b>
Less: Transfer of funds for Texas Public Education Grants Program (Tex. Educ. Code Ann. Sec. 56c) and for Emergency Loans (Tex. Educ. Code Ann. Sec. 56d)	(5,024,173)	(5,410,584)	(4,761,484)	(4,761,484)	(4,761,484)
Less: Transfer of Funds (2%) for Physician/Dental Loans (Medical Schools)	0	0	0	0	0
Less: Statutory Tuition (Tx. Educ. Code Ann. Sec. 54.051) Set Aside for Doctoral Incentive Loan Repayment Program (Tx. Educ. Code Ann. Sec. 56.095)	0	0	0	0	0
Less: Other Authorized Deduction					
<b>Net Tuition</b>	<b>31,688,471</b>	<b>33,756,660</b>	<b>27,853,166</b>	<b>27,853,166</b>	<b>27,853,166</b>
Student Teaching Fees	0	0	0	0	0

87th Regular Session, Agency Submission, Version 1  
Automated Budget and Evaluation System of Texas (ABEST)

746 The University of Texas Rio Grande Valley					
	Act 2019	Act 2020	Bud 2021	Est 2022	Est 2023
Special Course Fees	0	0	0	0	0
Laboratory Fees	164,513	194,180	150,880	150,880	150,880
<b>Subtotal, Tuition and Fees (Formula Amounts for Health-Related Institutions)</b>	<b>31,852,984</b>	<b>33,950,840</b>	<b>28,004,046</b>	<b>28,004,046</b>	<b>28,004,046</b>
<b>OTHER INCOME</b>					
<b>Interest on General Funds:</b>					
Local Funds in State Treasury	424,925	474,226	225,000	225,000	225,000
Funds in Local Depositories, e.g., local amounts	0	0	0	0	0
Other Income (Itemize)					
Mics/Other Revenue	46,225	54,494	50,000	50,000	50,000
<b>Subtotal, Other Income</b>	<b>471,150</b>	<b>528,720</b>	<b>275,000</b>	<b>275,000</b>	<b>275,000</b>
<b>Subtotal, Other Educational and General Income</b>	<b>32,324,134</b>	<b>34,479,560</b>	<b>28,279,046</b>	<b>28,279,046</b>	<b>28,279,046</b>
Less: O.A.S.I. Applicable to Educational and General Local Funds Payrolls	(1,683,086)	(1,940,075)	(2,450,000)	(2,450,000)	(2,450,000)
Less: Teachers Retirement System and ORP Proportionality for Educational and General Funds	(1,455,384)	(1,840,363)	(2,150,000)	(2,189,381)	(2,228,762)
Less: Staff Group Insurance Premiums	(3,897,729)	(3,475,188)	(5,050,000)	(5,050,000)	(5,050,000)
<b>Total, Other Educational and General Income (Formula Amounts for General Academic Institutions)</b>	<b>25,287,935</b>	<b>27,223,934</b>	<b>18,629,046</b>	<b>18,589,665</b>	<b>18,550,284</b>
<b>Reconciliation to Summary of Request for FY 2019-2021:</b>					
Plus: Transfer of Funds for Texas Public Education Grants Program and Physician Loans	5,024,173	5,410,584	4,761,484	4,761,484	4,761,484
Plus: Transfer of Funds 2% for Physician/Dental Loans (Medical Schools)	0	0	0	0	0
Plus: Transfer of Funds for Cancellation of Student Loans of Physicians	0	0	0	0	0
Plus: Organized Activities	0	0	0	0	0
Plus: Staff Group Insurance Premiums	3,897,729	3,475,188	5,050,000	5,050,000	5,050,000
Plus: Board-authorized Tuition Income	3,428,584	3,978,772	3,395,390	3,395,390	3,395,390
Plus: Tuition Increases Charged to Doctoral Students with Hours in Excess of 100	0	0	0	0	0

87th Regular Session, Agency Submission, Version 1  
Automated Budget and Evaluation System of Texas (ABEST)

<b>746 The University of Texas Rio Grande Valley</b>					
	<b>Act 2019</b>	<b>Act 2020</b>	<b>Bud 2021</b>	<b>Est 2022</b>	<b>Est 2023</b>
Plus: Tuition Increases Charged to Undergraduate Students with Excessive Hours above Degree Requirements (TX. Educ. Code Ann. Sec. 61.0595)	0	0	0	0	0
Plus: Tuition rebates for certain undergraduates (TX Educ.Code Ann. Sec. 54.0065)	0	9,000	0	0	0
Plus: Tuition for repeated or excessive hours (TX. Educ. Code Ann. Sec. 54.014)	1,965,655	2,126,066	2,309,280	2,309,280	2,309,280
Less: Tuition Waived for Students 55 Years or Older	0	0	0	0	0
Less: Tuition Waived for Texas Grant Recipients	0	0	0	0	0
<b>Total, Other Educational and General Income Reported on Summary of Request</b>	<b>39,604,076</b>	<b>42,223,544</b>	<b>34,145,200</b>	<b>34,105,819</b>	<b>34,066,438</b>

## Schedule 2: Selected Educational, General and Other Funds

10/20/2020 6:32:51PM

87th Regular Session, Agency Submission, Version 1  
Automated Budget and Evaluation System of Texas (ABEST)

746 The University of Texas Rio Grande Valley					
	Act 2019	Act 2020	Bud 2021	Est 2022	Est 2023
General Revenue Transfers					
Transfer from Coordinating Board for Texas College Work Study Program (2019, 2020, 2021)	208,690	205,019	133,884	0	0
Transfer from Coordinating Board for Professional Nursing Shortage Reduction Program	0	0	0	0	0
Transfer of GR Group Insurance Premium from Comptroller (UT and TAMU Components only)	16,631,600	11,768,959	11,768,959	0	0
Less: Transfer to Other Institutions	0	0	0	0	0
Less: Transfer to Department of Health, Disproportionate Share - State-Owned Hospitals (2019, 2020, 2021)	0	0	0	0	0
Other (Itemize)					
TX Veterans Commission - Hazlewood	259,416	259,416	251,651	0	0
Perm Fund - Military and Veterans Exemptionsd	151,116	151,116	147,896	0	0
THECB - Educational Aide Waiver	10,870	0	5,909	0	0
Other: Fifth Year Accounting Scholarship	18,005	20,000	18,005	0	0
Texas Grants	36,684,259	39,591,075	39,591,075	0	0
B-on-Time Program	0	0	0	0	0
Texas Research Incentive Program	0	0	0	0	0
Less: Transfer to System Administration	0	0	0	0	0
GME Expansion	0	0	0	0	0
<b>Subtotal, General Revenue Transfers</b>	<b>53,963,956</b>	<b>51,995,585</b>	<b>51,917,379</b>	<b>0</b>	<b>0</b>
General Revenue HEF for Operating Expenses	0	0	0	0	0
Transfer from Available University Funds (UT, A&M and Prairie View A&M Only)	0	0	0	0	0
Other Additions (Itemize)					
Increase Capital Projects - Educational and General Funds	0	0	0	0	0
Transfer from Department of Health, Disproportionate Share - State-owned Hospitals (2019, 2020, 2021)	0	0	0	0	0
Transfers from Other Funds, e.g., Designated funds transferred for educational and general activities (Itemize)	0	0	0	0	0
Other (Itemize)					
<b>Gross Designated Tuition (Sec. 54.0513)</b>	<b>129,791,952</b>	<b>147,776,767</b>	<b>133,342,849</b>	<b>143,190,911</b>	<b>151,767,425</b>

87th Regular Session, Agency Submission, Version 1  
Automated Budget and Evaluation System of Texas (ABEST)

---

**746 The University of Texas Rio Grande Valley**

	<b>Act 2019</b>	<b>Act 2020</b>	<b>Bud 2021</b>	<b>Est 2022</b>	<b>Est 2023</b>
<b>Indirect Cost Recovery (Sec. 145.001(d))</b>	<b>3,858,086</b>	<b>4,698,696</b>	<b>3,548,028</b>	<b>3,548,028</b>	<b>3,548,080</b>
<b>Correctional Managed Care Contracts</b>	<b>0</b>	<b>0</b>	<b>0</b>	<b>0</b>	<b>0</b>

**Schedule 3B: Staff Group Insurance Data Elements (UT/A&M)**  
87th Regular Session, Agency Submission, Version 1  
Automated Budget and Evaluation System of Texas (ABEST)

10/20/2020 6:32:51PM

**746 The University of Texas Rio Grande Valley**

	<b>E&amp;G Enrollment</b>	<b>GR Enrollment</b>	<b>GR-D/OEGI Enrollment</b>	<b>Total E&amp;G (Check)</b>	<b>Local Non-E&amp;G</b>
<b>GR &amp; GR-D Percentages</b>					
GR %	71.68%				
GR-D/Other %	28.32%				
<b>Total Percentage</b>	100.00%				
<b>FULL TIME ACTIVES</b>					
1a Employee Only	990	710	280	990	724
2a Employee and Children	255	183	72	255	220
3a Employee and Spouse	128	92	36	128	84
4a Employee and Family	191	137	54	191	132
5a Eligible, Opt Out	9	6	3	9	2
6a Eligible, Not Enrolled	6	4	2	6	5
<b>Total for This Section</b>	<b>1,579</b>	<b>1,132</b>	<b>447</b>	<b>1,579</b>	<b>1,167</b>
<b>PART TIME ACTIVES</b>					
1b Employee Only	29	21	8	29	0
2b Employee and Children	10	7	3	10	1
3b Employee and Spouse	8	6	2	8	1
4b Employee and Family	12	9	3	12	1
5b Eligible, Opt Out	1	1	0	1	0
6b Eligible, Not Enrolled	22	16	6	22	175
<b>Total for This Section</b>	<b>82</b>	<b>60</b>	<b>22</b>	<b>82</b>	<b>178</b>
<b>Total Active Enrollment</b>	<b>1,661</b>	<b>1,192</b>	<b>469</b>	<b>1,661</b>	<b>1,345</b>

## 746 The University of Texas Rio Grande Valley

	E&G Enrollment	GR Enrollment	GR-D/OEGI Enrollment	Total E&G (Check)	Local Non-E&G
<b>FULL TIME RETIREES by ERS</b>					
1c Employee Only	325	233	92	325	325
2c Employee and Children	12	9	3	12	11
3c Employee and Spouse	121	87	34	121	121
4c Employee and Family	5	4	1	5	5
5c Eligible, Opt Out	7	5	2	7	7
6c Eligible, Not Enrolled	0	0	0	0	0
<b>Total for This Section</b>	<b>470</b>	<b>338</b>	<b>132</b>	<b>470</b>	<b>469</b>
<b>PART TIME RETIREES by ERS</b>					
1d Employee Only	0	0	0	0	0
2d Employee and Children	0	0	0	0	0
3d Employee and Spouse	0	0	0	0	0
4d Employee and Family	0	0	0	0	0
5d Eligible, Opt Out	0	0	0	0	0
6d Eligible, Not Enrolled	0	0	0	0	0
<b>Total for This Section</b>	<b>0</b>	<b>0</b>	<b>0</b>	<b>0</b>	<b>0</b>
<b>Total Retirees Enrollment</b>	<b>470</b>	<b>338</b>	<b>132</b>	<b>470</b>	<b>469</b>
<b>TOTAL FULL TIME ENROLLMENT</b>					
1e Employee Only	1,315	943	372	1,315	1,049
2e Employee and Children	267	192	75	267	231
3e Employee and Spouse	249	179	70	249	205
4e Employee and Family	196	141	55	196	137
5e Eligible, Opt Out	16	11	5	16	9
6e Eligible, Not Enrolled	6	4	2	6	5
<b>Total for This Section</b>	<b>2,049</b>	<b>1,470</b>	<b>579</b>	<b>2,049</b>	<b>1,636</b>

## 746 The University of Texas Rio Grande Valley

	E&G Enrollment	GR Enrollment	GR-D/OEGI Enrollment	Total E&G (Check)	Local Non-E&G
<b>TOTAL ENROLLMENT</b>					
1f Employee Only	1,344	964	380	1,344	1,049
2f Employee and Children	277	199	78	277	232
3f Employee and Spouse	257	185	72	257	206
4f Employee and Family	208	150	58	208	138
5f Eligible, Opt Out	17	12	5	17	9
6f Eligible, Not Enrolled	28	20	8	28	180
<b>Total for This Section</b>	<b>2,131</b>	<b>1,530</b>	<b>601</b>	<b>2,131</b>	<b>1,814</b>



**Schedule 4: Computation of OASI**  
87th Regular Session, Agency Submission, Version 1  
Automated Budget and Evaluation System of Texas (ABEST)

**Agency 746 The University of Texas Rio Grande Valley**

Proportionality Percentage Based on Comptroller Accounting Policy Statement #011, Exhibit 2	2019		2020		2021		2022		2023	
	<u>% to Total</u>	<u>Allocation of OASI</u>	<u>% to Total</u>	<u>Allocation of OASI</u>	<u>% to Total</u>	<u>Allocation of OASI</u>	<u>% to Total</u>	<u>Allocation of OASI</u>	<u>% to Total</u>	<u>Allocation of OASI</u>
General Revenue (% to Total)	71.5500	\$4,232,859	71.6800	\$4,910,472	70.0200	\$5,722,115	70.0200	\$5,722,115	70.0200	\$5,722,115
Other Educational and General Funds (% to Total)	28.4500	\$1,683,086	28.3200	\$1,940,075	29.9800	\$2,450,000	29.9800	\$2,450,000	29.9800	\$2,450,000
Health-Related Institutions Patient Income (% to Total)	0.0000	\$0	0.0000	\$0	0.0000	\$0	0.0000	\$0	0.0000	\$0
<b>Grand Total, OASI (100%)</b>	100.0000	<b>\$5,915,945</b>	100.0000	<b>\$6,850,547</b>	100.0000	<b>\$8,172,115</b>	100.0000	<b>\$8,172,115</b>	100.0000	<b>\$8,172,115</b>

**Schedule 5: Calculation of Retirement Proportionality and ORP Differential**

10/20/2020 6:32:52PM

87th Regular Session, Agency Submission, Version 1

Automated Budget and Evaluation System of Texas (ABEST)

**746 The University of Texas Rio Grande Valley**

Description	Act 2019	Act 2020	Bud 2021	Est 2022	Est 2023
<b>Proportionality Amounts</b>					
Gross Educational and General Payroll - Subject To TRS Retirement	44,034,647	51,952,240	52,543,187	52,543,187	52,543,187
Employer Contribution to TRS Retirement Programs	2,994,356	3,896,418	3,940,739	4,072,097	4,203,455
Gross Educational and General Payroll - Subject To ORP Retirement	32,139,818	39,424,833	48,950,121	48,950,121	48,950,121
Employer Contribution to ORP Retirement Programs	2,121,228	2,602,039	3,230,708	3,230,708	3,230,708
<b>Proportionality Percentage</b>					
General Revenue	71.5500 %	71.6800 %	70.0200 %	70.0200 %	70.0200 %
Other Educational and General Income	28.4500 %	28.3200 %	29.9800 %	29.9800 %	29.9800 %
Health-related Institutions Patient Income	0.0000 %	0.0000 %	0.0000 %	0.0000 %	0.0000 %
<b>Proportional Contribution</b>					
Other Educational and General Proportional Contribution (Other E&G percentage x Total Employer Contribution to Retirement Programs)	1,455,384	1,840,363	2,150,000	2,189,381	2,228,762
HRI Patient Income Proportional Contribution (HRI Patient Income percentage x Total Employer Contribution To Retirement Programs)	0	0	0	0	0
<b>Differential</b>					
Differential Percentage	1.9000 %	1.9000 %	1.9000 %	1.9000 %	1.9000 %
Gross Payroll Subject to Differential - Optional Retirement Program	32,139,818	39,424,833	48,950,121	48,950,121	48,950,121
<b>Total Differential</b>	610,657	749,072	930,052	930,052	930,052

**Schedule 6: Constitutional Capital Funding**  
87th Regular Session, Agency Submission, Version 1  
Automated Budget and Evaluation System of Texas (ABEST)

10/20/2020 6:32:52PM

<b>746 The University of Texas Rio Grande Valley</b>					
<b>Activity</b>	<b>Act 2019</b>	<b>Act 2020</b>	<b>Bud 2021</b>	<b>Est 2022</b>	<b>Est 2023</b>
A. PUF Bond Proceeds Allocation	2,230,000	2,320,000	10,840,000	2,840,000	2,840,000
Project Allocation					
Library Acquisitions	0	0	0	0	0
Construction, Repairs and Renovations	1,500,000	1,360,000	2,840,000	2,840,000	2,840,000
Furnishings & Equipment	0	0	0	0	0
Computer Equipment & Infrastructure	730,000	960,000	0	0	0
Reserve for Future Consideration	0	0	0	0	0
Other (Itemize)					
PUF Bond Proceeds					
Buildings	0	0	8,000,000	0	0
B. HEF General Revenue Allocation	0	0	0	0	0
Project Allocation					
Library Acquisitions	0	0	0	0	0
Construction, Repairs and Renovations	0	0	0	0	0
Furnishings & Equipment	0	0	0	0	0
Computer Equipment & Infrastructure	0	0	0	0	0
Reserve for Future Consideration	0	0	0	0	0
HEF for Debt Service	0	0	0	0	0
Other (Itemize)					

**Schedule 7: Personnel**  
87th Regular Session, Agency Submission, Version 1  
Automated Budget and Evaluation System of Texas (ABEST)

Date: 10/20/2020  
Time: 6:32:52PM

Agency code: **746**      Agency name: **UT Rio Grande Valley**

	Actual	Actual	Budgeted	Estimated	Estimated
<b>Part A.</b>					
<b>FTE Postions</b>					
<b>Directly Appropriated Funds (Bill Pattern)</b>					
Educational and General Funds Faculty Employees	857.4	627.5	864.0	864.0	864.0
Educational and General Funds Non-Faculty Employees	722.9	729.6	733.2	733.2	733.2
<b>Subtotal, Directly Appropriated Funds</b>	<b>1,580.3</b>	<b>1,357.1</b>	<b>1,597.2</b>	<b>1,597.2</b>	<b>1,597.2</b>
<b>Other Appropriated Funds</b>					
AUF	15.2	13.5	7.4	7.4	7.4
<b>Subtotal, Other Appropriated Funds</b>	<b>15.2</b>	<b>13.5</b>	<b>7.4</b>	<b>7.4</b>	<b>7.4</b>
<b>Subtotal, All Appropriated</b>	<b>1,595.5</b>	<b>1,370.6</b>	<b>1,604.6</b>	<b>1,604.6</b>	<b>1,604.6</b>
Non Appropriated Funds Employees	1,774.5	2,324.0	2,355.8	2,355.8	2,355.8
<b>Subtotal, Other Funds &amp; Non-Appropriated</b>	<b>1,774.5</b>	<b>2,324.0</b>	<b>2,355.8</b>	<b>2,355.8</b>	<b>2,355.8</b>
<b>GRAND TOTAL</b>	<b>3,370.0</b>	<b>3,694.6</b>	<b>3,960.4</b>	<b>3,960.4</b>	<b>3,960.4</b>

## Schedule 8B: Tuition Revenue Bond Issuance History

10/20/2020 6:32:52PM

87th Regular Session, Agency Submission, Version 1  
Automated Budget and Evaluation System of Texas (ABEST)

## 746 The University of Texas Rio Grande Valley

Authorization Date	Authorization Amount	Issuance Date	Issuance Amount	Authorized Amount Outstanding as of 08/31/2020	Proposed Issuance Date for Outstanding Authorization	Proposed Issuance Amount for Outstanding Authorization
1993	\$49,500,000	Jun 8 1995	\$14,846,000			
		Feb 9 1996	\$11,154,000			
		<b>Subtotal</b>	\$26,000,000	\$23,500,000		
1997	\$39,500,000	Aug 26 1999	\$16,355,000			
		Oct 2 2001	\$645,000			
		<b>Subtotal</b>	\$17,000,000	\$22,500,000		
2001	\$55,960,000	Oct 2 2001	\$2,375,000			
		Aug 13 2003	\$4,800,000			
		Aug 13 2004	\$2,000,000			
		Nov 4 2004	\$20,775,000			
		<b>Subtotal</b>	\$29,950,000	\$26,010,000		
2006	\$79,596,000	Aug 3 2009	\$2,315,000			
		Mar 25 2010	\$3,685,000			
		Mar 1 2012	\$39,796,000			
		<b>Subtotal</b>	\$45,796,000	\$33,800,000		
2015	\$67,032,000	Jan 14 2017	\$67,032,000			
		<b>Subtotal</b>	\$67,032,000	\$0		

**Schedule 8C: Tuition Revenue Bonds Request by Project**  
86th Regular Session, Agency Submission, Version 1

Agency Code: **736**

Agency Name: **The University of Texas Rio Grande Valley**

Project Name	Authorization Year	Estimated Final Payment Date	Requested Amount 2022	Requested Amount 2023
<b>RGV</b> Life & Health Science Ph. I	1997	8/15/2022	\$ 105,000.00	\$ -
<b>RGV</b> Education and Business Complex	2001	8/15/2023	\$ 1,632,000.00	\$ 866,250.00
<b>RGV</b> Science & Tech. Learning Center	2006	8/15/2023	\$ 4,094,800.00	\$ 3,171,000.00
<b>RGV</b> Classroom/Computing Center Building	1997	8/15/2022	\$ 47,250.00	\$ -
<b>RGV</b> Administrative Offices Renovation	2001	8/15/2022	\$ 15,750.00	\$ -
<b>RGV</b> Campus Entrance/Visitor's Center	2001	8/15/2022	\$ 136,500.00	\$ -
<b>RGV</b> Education Complex Renovation	2001	8/15/2022	\$ 3,013,500.00	\$ -
<b>RGV</b> Fine Arts Academic & Performance Comple	2006	8/15/2021	\$ -	\$ -
<b>RGV</b> Starr County Upper Level Center	2006	8/15/2023	\$ 822,900.00	\$ 500,850.00
<b>RGV</b> Interdisciplinary Engineering & Acad. Studi	2015	8/15/2025	\$ 3,721,800.00	\$ 6,154,500.00
<b>RGV</b> Multipurpose Academic Center	2015	8/15/2025	\$ 4,430,350.00	\$ 7,327,300.00
			\$ 18,019,850.00	\$ 18,019,900.00

---

**746 The University of Texas Rio Grande Valley**

---

**Academy of Mathematics and Science**

<b>(1) Year Non-Formula Support Item First Funded:</b>	2016
Year Non-Formula Support Item Established:	2008
Original Appropriation:	\$500,000

**(2) Mission:**

The mission of the Mathematics and Science Academy (MSA) is to graduate students who will excel in the STEM disciplines, will become socially responsible citizens, and are capable and eager to address the global challenges of the modern world by utilizing a science perspective. The MSA at The University of Texas Rio Grande Valley is about transforming potential into achievement. It is an award-winning program that provides a path for high school students gifted in math and science to foster their talents through unparalleled learning opportunities as provided for in Texas Education Code, Section 79.10.

The NFS funds will be for Scholarships to recruit and retain these high performing students so that they are retained in the State of Texas after graduation . Furthermore, the requested funding will support the Academy in its goal to increase higher-education opportunities in the STEM or health-related fields to eligible students. These well-prepared high school students will transfer to the university and will assist non-academy students as they interact with others and work toward their degrees in Texas.

**(3) (a) Major Accomplishments to Date:**

UTRGV has been able to award an increasing number of scholarships to graduating MSA students, rising from 25 in 2017 to 93 in 2020. Graduation rates and GPAs for these students are above the student body and the 2-year graduation rate for MSA students is 10-27% higher than non-MSA students.

In 2016 the University was able to successfully expand the MSA to the Edinburg campus . As a result, enrollment at MSA has increased from 111 to 205 as of the most recently completed semester, Spring 2020.

MSA students have matriculated mostly into STEM fields at a variety of universities and schools across the nation including UTRGV: Three students were recently admitted to the UTRGV School of Medicine; another student has been admitted to the UTRGV School of Nursing; another student has been accepted to Cornell and Columbia; and another student has been accepted to Princeton as well as Stanford.

The 5th UTRGV High Scholars began a 9-week program in June 2020 with 66 high school students and 30 faculty members.

Two students from the Academy were accepted to present at the Texas Capitol Undergraduate Research Conference at UT Austin in November 2019, and another was selected to present at the January 2020 Joint Mathematics Meetings in Denver, CO.

The cumulative GPA of the MSA students attending UTRGV in 2016 was 3.3 and is currently 3.7. Students earning the UTRGV President's List has risen from 64 to 158 students, and those on the UTRGV Dean's List has risen from 108 to 120 students.

---

**746 The University of Texas Rio Grande Valley**

---

**(3) (b) Major Accomplishments Expected During the Next 2 Years:**

Retain 68% of high-performing MSA graduates and graduate them in two years with a bachelor's degree.

Continue to provide a pathway for high-performing Rio Grande Valley students interested in obtaining a bachelor's degree, particularly in a STEM or health-related field.

**(4) Funding Source Prior to Receiving Non-Formula Support Funding:**

Attendance allotment from the Texas Foundation School Fund, which was received by UTB prior to UTRGV's formation and continues into the current biennium.

**(5) Formula Funding:**

N/A

**(6) Category:**

Instructional Support

**(7) Transitional Funding:**

Y

**(8) Non-General Revenue Sources of Funding:**

\$429,556 in estimated designated tuition for FY 2020.

\$595,949 in estimated designated tuition for FY 2021.

**(9) Impact of Not Funding:**

Texas will not retain these high-performing STEM students. These students are recruited heavily by out-of-state universities; incentivizing these students to complete their education at UTRGV will not only benefit the university but also the state. If state funding ceases, the initiative will continue but continued growth and expansion of this highly successful program would be limited.

**(10) Non-Formula Support Needed on Permanent Basis/Discontinuation:**

Funding is needed for the foreseeable future, although alternative sources of scholarship revenue are being considered for MSA students. Current planning would require three biennia before the University is able to sustain alternate revenue at a level equal to appropriations for this Non-Formula Support item, at which time the University would cease its request for this item.

**(11) Non-Formula Support Associated with Time Frame:**

Current planning would require three biennia before the University is able to sustain alternate revenue at a level equal to appropriations for this Non-Formula Support item, at which time the University would cease its request for this item.



---

**746 The University of Texas Rio Grande Valley**

---

**(12) Benchmarks:**

Number of MSA graduates retained at UTRGV who complete their bachelor's degrees.

**(13) Performance Reviews:**

Increase the MSA enrollment to reach 250 by FY 2023.

Continue to have 100% of the students retained in the first two years.

Increase percentage of students retained by UTRGV to complete a bachelor's degree from 68% of graduates to 70%.

Increase number of MSA students that participate in research-related activities while at UTRGV from an average of 16 per year to 20 per year.

---

---

**746 The University of Texas Rio Grande Valley**

---

**Border Economic and Enterprise Development**

<b>(1) Year Non-Formula Support Item First Funded:</b>	2001
Year Non-Formula Support Item Established:	2001
Original Appropriation:	\$250,000

**(2) Mission:**

This line item includes \$176,494 per year for the UTRGV Small Business Development Center (SBDC) to promote community economic development through extension services. SBDC leverages federal SBA funds and promotes growth, innovation, increased productivity, and improved management for small business. SBDC provides students with structured service-learning and is a tax revenue-neutral entity accredited by the Association of SBDCs.

Also included is \$180,112 per year for the Entrepreneurship and Commercialization Center (ECC) to promote economic growth by assisting regional entrepreneurs in development of new business ventures, startups, and student experiential learning. The ECC created a soft-landing program to attract foreign investment and serves as a nexus of the regional entrepreneurial ecosystem.

The Data and Information Systems Center (DISC) uses \$41,000 for services that foster economic growth through research, data, mapping, and economic impact analysis. DISC is one of 54 Census Information Centers in the U.S. which provide research, planning and decision-making assistance for underserved communities, and is also a Texas State Data Center affiliate.

The Center for Sustainable Agriculture and Rural Advancement (SARA) uses \$152,247 per year to improve agricultural sustainability and the advancement of rural communities. The Center has leveraged federal funds at a ratio of 8 to 1 to provide approximately \$1.2 million in annual funding for development in the RGV.

**(3) (a) Major Accomplishments to Date:**

In 2019-20, the SBDC provided management and technical assistance to approximately 800 entrepreneurs and conducted approximately 100 training sessions with about 2,500 attendees. It created over 400 jobs, retained over 200 jobs, and generated more than \$10 million per year in capital formation.

The ECC established a small business incubator and in 2019-20, provided 215 training sessions reaching over 2,000 participants, incubated 15 companies, and is credited with 20 business expansions, 145 jobs created/retained, and 15 new businesses. The Center helped start the STARGATE program incubator, conducted a soft-landing initiative to attract foreign investment, and its collaboration with the Brownsville Community Incentive Corporation (BCIC) and the EDA has leveraged \$4 million.

DISC has completed hundreds of technical assistance projects including strategic economic development plans, community need assessments, surveys, various analysis, GIS mapping systems/maps, and census/data requests. For FY19, DISC provided technical assistance to 53 clients, which supported \$242 million in capital investment and the creation of 2,941 jobs.

During 2018-19, SARA leveraged \$2.4 million in total funding, resulting in 132 training and outreach events attended by 2,479 mostly Hispanic farmers and ranchers who started 316 small-scale farms, and 214 follow-up consultations. SARA is also credited with the creation of 13 small businesses and 52 jobs.

---

**746 The University of Texas Rio Grande Valley**

---

**(3) (b) Major Accomplishments Expected During the Next 2 Years:**

The economic development offices supported by this line item will continue to provide uninterrupted job creation assistance to RGV communities in several different ways. SBDC will provide advising to 1,200 individuals seeking to start or grow a business, offer 150 workshops to 1,500 attendees, and help individuals start or grow 100 small businesses that will produce or retain 800 jobs and permit access to \$20 million in capital funding.

The ECC will develop a new “Incubator-On-The-Go” methodology, and in 2021 will join forces with BCIC in a new state of the art facility to create technology startups and transition to manufacturing and technology cluster-based incubation. Collaborations will continue with the STARGATE incubator and the UTRGV Center for Innovation and Commercialization, and will expand to include UTRGV’s focus on medical education and other priority programs. The ECC will also expand into rural Willacy county, and will implement a stand-alone incubator program to promote and encourage women to start scalable businesses.

DISC will continue to provide technical assistance to its clients at similar levels as FY19 and FY20, and SARA expects to leverage its NFS to secure a total of over \$2 million for rural, business, and economic development in the region. This funding is expected to result in 225 training and outreach events attended by over 2,500 participants, 200 follow-ups, the creation of 10 businesses, and the creation of 50 jobs.

**(4) Funding Source Prior to Receiving Non-Formula Support Funding:**

None

**(5) Formula Funding:**

Not Applicable

**(6) Category:**

Economic Development

**(7) Transitional Funding:**

N

**(8) Non-General Revenue Sources of Funding:**

SBDC

\$149,455 - U.S. Small Business Administration / Federal portion of SBDC program

\$166,441 - UT San Antonio / Non-Federal portion of SBDC program

ECC

The NFS funding allowed the ECC to strategically leverage an additional \$73,000 in contracts and other revenue generating activities to sustain the operations of the Center.

DISC

The center generates between \$75K to \$135K a year in non-general revenue sources towards the support of its operation.

---

**746 The University of Texas Rio Grande Valley**

---

**SARA**

SARA's allocation is used extensively for leveraging and administering over \$1 million in mostly federal grant funding for rural, business, and economic development each year. Current grant-funded projects include:

\$600,000 - USDA-NIFA / Beginning Farmer and Rancher Development Program

\$199,724 - USDA-RBS / Rural Cooperative Development Grant Program

\$174,857 - USDA-RBS / Socially Disadvantaged Growers Group

\$50,000 - USDA-NIFA / Texas Hispanic Farmer and Rancher Conference

\$13,200 - USDA-NRCS / Urban Incubator Farm

**(9) Impact of Not Funding:**

Loss of funds would inhibit UTRGV's effort to satisfy the legislative mandate to serve the rapidly growing and economically disadvantaged population in the region and would negatively impact economic development in the region. Entrepreneurs would not receive the much-needed technical assistance to start, expand or grow their businesses, and the impact would depress business success and employment. The region would go without this provision of community business outreach, planning, training, and technical assistance for a broad set of business sectors, exacerbating the negative economic impact. Moreover, without the funding, UTRGV would not be able to effectively leverage federal funds for business and economic development.

SARA's 8 to 1 leveraging ratio would collapse if this NFS item is not available to support the required non-federal matching contributions. Similar impacts would be felt by SBDC, ECC, and DISC, and rural businesses in the South Texas border region, including farmers, ranchers, and agribusinesses, would not receive much needed business technical assistance to start and grow their businesses. Consequences could include a larger number of business failures and the resulting higher unemployment in South Texas.

For DISC, because it is a two-person operation, the loss of funding would result in a loss of a full-time staff person which would severely reduce the center's capacity to provide needed services to entities throughout the RGV.

**(10) Non-Formula Support Needed on Permanent Basis/Discontinuu**

Yes. The funding generates a considerable Return on Investment to the State by assisting small businesses that, in turn, generate jobs and revenue for the State.

Additionally, the line item serves as a match to leverage additional funding that is used to assist growing businesses and entrepreneurs.

Some of the federal grants require non-federal matching contributions, as well as oversight and administration, that cannot be provided from federally sponsored sources. The Non-Formula Support allows UTRGV to meet the non-federal matching and administrative requirements.

**(11) Non-Formula Support Associated with Time Frame:**

No. Permanent funding is requested for the reasons stated above.

**(12) Benchmarks:**

---

**746 The University of Texas Rio Grande Valley**

---

**SBDC**

The program tracks the number of individuals that it supports, and the hours invested in providing advising, planning, research, and other technical assistance services. The program also tracks the number of workshops offered and the number of attendees. Satisfaction surveys are collected at each workshop to obtain client feedback and quantitatively determine event success, and satisfaction and impact surveys are collected from clients annually.

**ECC**

Benchmarks are set on a biennial basis and are developed in a way to exceed previous cycles. The Center measures consultations, trainings and workshops, job creation, jobs retained, business expansions, startups and, capital investment. The ECC sets additional benchmarks based on minority and women-owned business creation as well as businesses that have a high impact on society, culture and the environment.

**DISC**

Annual benchmarks:

- 1) raise \$135K in non-general revenue funding to support the operation of the center; and
- 2) provide technical assistance to at least 25 clients in the Rio Grande Valley.

**SARA**

The leveraging ratio of total program funding to this NFS is the critical benchmark associated with this item. The current leveraging ratio is 8 to 1 and each grant secured through this NFS has their own metrics and deliverables related to economic development.

**(13) Performance Reviews:**

**SBDC**

The program captures impact metrics in working towards its goals in measuring success: number of business starts, expansions, jobs created, jobs retained, and capital formations. Advisors collect data from clients and information is verified and collected in a Management Information System for aggregate reporting. All aspects of the program are reviewed annually as part of a process to ensure continued quality in services.

**ECC**

Uses standard metrics that measure activity through consultations, trainings, and workshops in addition to job creation, jobs retained, business expansions, startups and capital investment. A quarterly review of metrics is done as follow up on impact through programs and incubator activity. A final report is also prepared at the end of the fiscal year.

**DISC**

The Center tracks metrics on the number of clients who have been provided technical assistance, number of business expansions/creations, capital investment, and jobs created. The center also tracks the number of services provided, and the metrics are collected and reviewed on an annual basis to monitor progress.

**SARA**

A primary quantifiable performance metric is the leveraging ratio of total program funding to the NFS item. Each federally sponsored project that is secured through this NFS item has its own performance metrics. These metrics are reported to each sponsoring agency on a quarterly, semiannual, and/or annual basis. These performance metrics are compiled on a bi-annual basis.

---

**746 The University of Texas Rio Grande Valley**

---

---

**746 The University of Texas Rio Grande Valley**

---

**Center for Manufacturing**

<b>(1) Year Non-Formula Support Item First Funded:</b>	1994
Year Non-Formula Support Item Established:	1994
Original Appropriation:	\$250,000

**(2) Mission:**

The Center's mission is to increase the global competitiveness of the Texas economy by working with the extended manufacturing enterprise, to accelerate profitable growth by developing and improving manufacturing processes, products and workforce.

The Center's external objectives are to provide assistance to current and prospective manufacturers through the utilization of services available from the Center as well as from academic, industrial, governmental, or private sources to assist the improvement of their operations. The Center collaborates with the regional Advanced Manufacturing Cluster and public and private partners to create and support a Manufacturing Innovation Eco-System. The eco-system creates and supports sustainable manufacturing economic growth through entrepreneurship development, technical & engineering services, research and development efforts, and advanced skill workforce development.

The Center's internal objectives are to strengthen and support the university's educational mission by facilitating applied research and providing training, work experience, and employment opportunities for UTRGV students certified through Lean Sigma Academy. The mission of the center has become more critical with the onset of the Coronavirus Pandemic, which has made clear the dire need to strengthen US/Texas manufacturing capabilities and reduce the dependence on foreign manufacturing.

**(3) (a) Major Accomplishments to Date:**

---

**746 The University of Texas Rio Grande Valley**

---

Through the State, Federal, and Private Partnership Program, the Center billed and collected \$626,970 in FY 2018-2019. It used the \$299,766 state appropriation to provide training and technical assistance to companies, then used those funds to match NIST's MEP Program for a total average amount of \$760,631 per year in federal dollars.

In FY 2018 and FY 2019, the Center provided advanced manufacturing training and technical assistance to 85 manufacturing and manufacturing extended companies. The financial impact reported by the Center's customers in an external survey conducted by the Department of Commerce's National Institute for Standards and Technology (NIST) was \$180,165,608. Customers served reported 277 new and retained jobs.

The Center developed a specially designed Makerspace in the College of Engineering and Computer Science (CECS) aimed at increasing innovation and entrepreneurship.

The establishment of Project VMobi™, which is a collaboration between students and faculty from CECS and the College of Business and Entrepreneurship, aimed at improving mobility of blind students attending colleges and universities.

The Center also established the Engineering Design and Innovation Summer Camp for students at the Science Academy of South Texas.

It developed the web-based Visualization Short Course accessible to all students and a variety of stakeholders. The course introduces data visualization, which is often the first step in data science or data analytics.

**(3) (b) Major Accomplishments Expected During the Next 2 Years:**

The involvement of faculty and students in industry-generated projects is expected to provide students with specialized engineering training and entrepreneurship opportunities that will prepare them for the workforce.

The Center will also provide local industry with an affordable engineering workforce, as well as research and development platforms to solve their urgent engineering related problems.

**Smart Manufacturing/Industry 4.0**

The Center will deploy advanced technology services to manufacturers in the South Texas Region in the area of Industry/Manufacturing 4.0. The emphasis is on assisting small manufacturing companies to identify and adopt Smart Manufacturing technologies including but not limited to: Data Analytics, Additive Manufacturing, Sensors, Robotics, Automation, Digital Systems, Simulation and others. As a result of the knowledge gained and implementation, small manufacturers should improve quality, innovation, process efficiency and supply chain connectivity.

The Center will collaborate with Faculty and Students through research, training, and the development of companies in the South Texas Region.

**(4) Funding Source Prior to Receiving Non-Formula Support Funding:**

None



---

**746 The University of Texas Rio Grande Valley**

---

**(5) Formula Funding:**

N/A

**(6) Category:**

Public Service

**(7) Transitional Funding:**

N

**(8) Non-General Revenue Sources of Funding:**

Through the State, Federal, and Private Partnership Program, the Center billed and collected approximately \$626,970 over the biennium. The Center used the non-formula funding (\$299,766 in FY 2018-2019) to provide training and technical assistance to companies and then used those funds to draw down from NIST's MEP Program a total of \$760,631 in federal dollars. The Center also collected minimal amounts from summer camps and other revenues not eligible for matching funds. Most recently, TMAC received \$177,810 in CARES funds via UT Arlington, the prime recipient. These are one-time funds that are highly restrictive in how they can be utilized and must be spent by September 30, 2021.

**(9) Impact of Not Funding:**

Loss or reduction of funding would lead to TMAC closure or reduction in service offerings due to insufficient cost share for NIST's Manufacturing Extension Partnership Program.

TMAC is a cost share program partially supported by this Non-Formula funding. The loss or reduction of Non-Formula funding would lead to TMAC closure or major reductions in services. The manufacturers in the South Texas Region would be negatively impacted because they would not have access to affordable training, technical and research assistance needed to maintain their competitiveness at the national and global levels. Furthermore, many of our students would lose internship and job opportunities.

In light of the COVID-19 experience, this is a funding area that needs to be strengthened in order to support US/state-based manufacturing and reduce the dependency on foreign countries.

**(10) Non-Formula Support Needed on Permanent Basis/Discontinuation:**

Funding is needed for the foreseeable future to continue support for the still-growing, high-potential manufacturing industry in South Texas, although alternative sources of revenue are being sought for the Center for Manufacturing. Current planning would require at least three biennia before the Center is able to sustain alternate revenue at a level equal to appropriations for this Non-Formula Support item, at which time the University would cease its request for this item.

**(11) Non-Formula Support Associated with Time Frame:**

Current planning would require at least three biennia before the Center is able to sustain alternate revenue at a level equal to appropriations for this Non-Formula Support item, at which time the University would cease its request for this item.

---

**746 The University of Texas Rio Grande Valley**

---

**(12) Benchmarks:**

N/A

**(13) Performance Reviews:**

Performance metrics for the Center for Manufacturing include the following:

The number of companies and customers served on an annual basis and the impact that the Center's services make on overall operations. In FY 2018 and FY 2019, a total of 101 companies were served. The financial impact (i.e. sales increased & retained, costs savings and investment leverage) reported by the Center's customers in an external survey conducted by the Department of Commerce's National Institute for Standards and Technology (NIST) was \$180,165,608 (source: [www.mepclientsurvey.com](http://www.mepclientsurvey.com)).

The number of students and faculty involved in the projects associated with the Center. In FY 2018 and FY 2019, 15 different faculty and 30 graduate and undergraduate students were involved in the various Center activities. The Center anticipates a 20% increase in both the number of faculty and students involved in the various center activities for the upcoming biennium.

Leadership and management of the Center and its effectiveness will be assessed on a regular basis by the Dean of the College of Engineering and Computer Science, and employees are evaluated annually.

The Center administers NIST surveys to all the entities served by the Center whereby data is collected regarding the performance of the Center and the added value received by these entities. The financial impact and the new and retained jobs are used to evaluate the overall performance of the center.

---

---

**746 The University of Texas Rio Grande Valley**

---

**Diabetes Registry**

<b>(1) Year Non-Formula Support Item First Funded:</b>	1996
Year Non-Formula Support Item Established:	1996
Original Appropriation:	\$139,805

**(2) Mission:**

The Rio Grande Valley (RGV) has one of the highest diabetes rates in the State. The mission of the Diabetes Registry is to provide education and health promotion programs, services, and activities with an aim at preventing and controlling the disease and its complications.

The Diabetes Registry maintains a registry of individuals with self-reported type 2 diabetes for the purpose of surveillance, intervention, research, and education. Over 110,000 registrants across the RGV have been provided with free bilingual diabetes health information. The Registry works collaboratively with agencies, schools, hospitals, community centers, health departments, and clinics in the RGV to create awareness and encourage education on diabetes among the predominantly Hispanic population of South Texas and the state.

The Diabetes Registry also promotes research to determine epidemiology, etiology and the natural history of diabetes.

The Registry focuses many of its prevention activities on children in schools. During the past 20 years, the School Education and Enrollment Program (SEEP) has provided diabetes education to approximately 220,000 4th graders in six South Texas counties.

The Registry maintains information provided by registrants regarding what type of diabetes they have, family history of diabetes, hospitalizations as a result of their diabetes, control methods, whether they see a physician regularly, and what complications they have as a result of their diabetes.

**(3) (a) Major Accomplishments to Date:**

- Developed and coordinated the School Education and Enrollment Project (SEEP), which provides diabetes education to 4th grade students.
- Over 112,000 diabetes registrants across the Rio Grande Valley (RGV) have been provided with free bilingual diabetes health information. Over 220,000 children have received diabetes prevention education through the 4th grade SEEP. Children are taught the signs, symptoms, risk factors, and potential complications from diabetes and are taught how to prevent the disease through nutrition and exercise.
- Developed the CHECK PLUS program (Creating Healthy Eating Choices for Kids), which resulted in over 2,000 schoolchildren receiving nutrition information and more than 100 above-ground garden beds being raised in those campuses.
- Developed a report on the diabetes prevalence, demographic information, and its complications in the four-county RGV region.
- Maintained a system of surveillance and education through a registrant database.
- Increased awareness of the diabetes problem by conducting media campaigns and seminars throughout the region.
- Collaborated with school districts and developed wellness camps to promote the importance of good nutrition and physical fitness in the prevention of diabetes and obesity.
- Collaborated with South, West, and Panhandle Plains Geriatric Education Centers Vision Station grant project to provide eye care services and diabetes education to low income families.

---

**746 The University of Texas Rio Grande Valley**

---

**(3) (b) Major Accomplishments Expected During the Next 2 Years:**

- Collaborate with the South Texas Diabetes and Obesity Institute and UTRGV School of Medicine to exchange information that can be useful in generating research, writing grants, conducting clinical trials, and expanding programs that aim to reduce the burden of diabetes in the state of Texas.
- Implement creative and affordable health promotion activities that will help engage communities in adopting healthier lifestyles using Radio Frequency Identification technology (RFID).
- Promote healthy lifestyles and expand diabetes awareness via social media and cell phone applications.
- Continue expanding recruitment for the Diabetes Registry database.
- Provide inter-professional education and practice opportunities to nursing, pharmacy, physician assistant, and medical students.
- Continue to establish partnerships and collaborative efforts with health care providers, schools, health and social services agencies across the Rio Grande Valley.
- Continue to implement the 4th grade School Education and Enrollment Project (SEEP) annually, providing diabetes education to at least 5,000 4th graders in the Rio Grande Valley during each activity cycle.

**(4) Funding Source Prior to Receiving Non-Formula Support Funding:**

None

**(5) Formula Funding:**

N/A – Public service, not instruction.

**(6) Category:**

Public Service

**(7) Transitional Funding:**

N

**(8) Non-General Revenue Sources of Funding:**

None

**(9) Impact of Not Funding:**

---

**746 The University of Texas Rio Grande Valley**

---

The rapid population growth across all age groups in the Rio Grande Valley, as well as rising rates of obesity and associated diseases such as diabetes, hypertension, heart disease, and cancer in the population at large, are important reasons why the Diabetes Registry activities are instrumental for prevention, education, and research. Through health education and promotion activities, the Diabetes Registry has played a crucial role in helping adults and children in the RGV understand the risk factors for developing diabetes and understand the importance of engaging in healthy lifestyles.

With many of the Registry's activities focusing on children, it has also played a role in supporting coordinated school health education programs and public health policy for the prevention of diabetes and has promoted schools to initiate system changes that improve the school health environment. Not funding this would result in the cessation of all of its activities, which means that the dissemination of diabetes and wellness information would not occur or be severely limited. Additionally, the surveillance, service and research opportunities that this provides to the RGV and South Texas will be lost, as well as collaboration with other higher learning institutions and community organizations. Also, the elimination of funding will result in cessation of all research opportunities that the registry provides.

**(10) Non-Formula Support Needed on Permanent Basis/Discontinuu**

Yes. Funding is needed for the foreseeable future, in order to continue providing critical awareness programs to some of the poorest school districts in the state and to maintain the registry.

Funding allows the Diabetes Registry to work collaboratively with agencies, area hospitals and clinics, community centers, county and local health departments, and various school districts in the Rio Grande Valley (RGV) to create awareness and education on diabetes among the predominantly Hispanic population of South Texas and the state, reaching thousands of individuals each year. Funding allows for the development of innovative diabetes/obesity prevention programs in schools, providing education to thousands of students in the RGV as well as in Zapata and Webb counties.

**(11) Non-Formula Support Associated with Time Frame:**

No, permanent funding is needed.

**(12) Benchmarks:**

N/A

**(13) Performance Reviews:**

- The measure used to evaluate the Diabetes Registry School Education and Enrollment Program (SEEP) is the number of school districts, individual schools, and 4th graders who participate in the program. A report is generated at the end of each school year describing the number of children receiving diabetes education and student awareness and knowledge of diabetes.
  - The number of participants attending health-related community engagements activities is aggregated annually at the end of each fiscal year. Participants are provided surveys to help measure quality of education and subject interest. Results of surveys are used to improve health-related activities.
  - The number of active registrants in the Diabetes Registry is aggregated annually at the end of each fiscal year. A report of surveillance and education activities is generated annually.
  - A report will be generated to evaluate the duration and intensity of physical activity in schoolchildren using Radio Frequency Identification Technology.
-

---

**746 The University of Texas Rio Grande Valley**

---

**First Year University Success Initiatives**

<b>(1) Year Non-Formula Support Item First Funded:</b>	2000
Year Non-Formula Support Item Established:	2000
Original Appropriation:	\$250,000

**(2) Mission:**

The First Year University Success Initiatives, previously named “Transition to College” provides leadership/mentoring programs to first-year and at-risk students. Its goal is to improve college readiness, retention, and graduation rates through outreach and programming efforts that focus on academic, personal, and social issues related to transitioning into the University.

**(3) (a) Major Accomplishments to Date:**

Over 1,000 first-year students have benefited from three major mentoring initiatives to date this fiscal year.

**Summer Bridge Program**

The 5-week JumpStart summer bridge program assists newly-admitted freshmen who have met institutional admission requirements but need to meet Texas’ College Readiness standards. A team of 14 mentors was assigned 222 Scholars, completing 402 face-to-face meetings. The scholar full-time retention rate from Fall to Spring was 85.44%. The program saw 15% of scholars wanting to continue with their assigned mentor apply to the E.P.I.C. mentoring program for fall 2019.

**Engaging Peers in College (E.P.I.C.) Mentoring**

Beginning Fall 2019, 241 first-year students registered for E.P.I.C. Mentors engaged their protégé through monthly meetings, dissemination of monthly curriculum covering academics, personal growth and involvement. The protégé full-time retention rate from Fall to Spring was 97%.

**UNIV**

Peer mentors were assigned to 13 sections of the fall UNIV 1301: Learning Frameworks course and 10 sections in spring. Overall, 620 students benefited from having a mentor in their UNIV course. The full-time retention rate from Fall to Spring for fall sections was 93%.

**(3) (b) Major Accomplishments Expected During the Next 2 Years:**

Focus on first-year students ensures timely intervention both in and out of the classroom with an end goal of increasing first-year student retention and timely graduation. Below is a summary of objectives.

- Peer mentors will continue to support students who are in the JumpStart summer Bridge Program.
- Fresh Start academic success conference will be held Fall and Spring.
- There will be no program cap on mentoring services available to first-year students.
- Mentors will be assigned to all UNIV 1301 sections, allowing weekly direct student interaction.
- Mentors will make welcome phone calls to all first-year students at the start of the fall semester to refer them to campus resources.
- Mentors will provide workshops and information to family members of first-year students to further expand the available network of support.

---

**746 The University of Texas Rio Grande Valley**

---

**(4) Funding Source Prior to Receiving Non-Formula Support Funding:**

None

**(5) Formula Funding:**

None

**(6) Category:**

Instructional Support

**(7) Transitional Funding:**

N

**(8) Non-General Revenue Sources of Funding:**

None

**(9) Impact of Not Funding:**

For many years, the Transition to College initiative, now known as the First Year University Success Initiatives, has supported thousands of first-year students through mentoring programs aimed at retaining our students, promoting progression and timely graduation and ultimately, ensuring student success.

If there is a reduction in funding, the university would have to scale back on current and proven transition to college initiatives that are supported by this line item. The wages from this account enables the program to hire and train a team of student peer mentors who directly serve on the front lines supporting first year students both in and out of the classroom. Peer mentors are the workforce that allow us to implement our retention initiatives and programming. Lack of funding will prohibit the University from offering first-year students a peer mentor that can provide one-on-one support, thereby potentially adversely affecting persistence and graduation rates at the University.

**(10) Non-Formula Support Needed on Permanent Basis/Discontinuu**

Funding is needed for the foreseeable future, although alternative sources of revenue are being considered for the First Year University Success Initiatives. UTRGV is still a relatively new university and current planning would require at least three biennia before the University could possibly sustain alternate revenue at a level equal to appropriations for this Non-Formula Support item.

In order to support the transition and retention of first-year students at UTRGV, funding is needed for all retention initiatives and programming. The mentoring program provides intentional and critical outreach to first-year students to help them transition into the university setting and to continue beyond their first year.

**(11) Non-Formula Support Associated with Time Frame:**

Current planning would require at least three biennia before the University is able to sustain alternate revenue at a level equal to appropriations for this Non-Formula Support item.

---

**746 The University of Texas Rio Grande Valley**

---

**(12) Benchmarks:**

The various mentoring programs compare semester to semester and year to year retention of those that participate in the mentoring program as compared to the general population (entering freshman cohort).

The most current Student Persistence figure available indicates a fall 2018 to fall 2019 rate of 77% for first-time, full-time degree seeking students. The Fall 2018 EPIC cohort persistence rate for the same period indicates a rate of 84%. For fall 2020, the figure is 82%.

**(13) Performance Reviews:**

The various components of the Mentoring Programs are each assessed at the end of every semester and academic year to ensure program goals are being met and to determine if programmatic changes need to be implemented to accommodate the ever-changing needs of the student population.

One of the quantifiable performance metrics of the mentoring programs focuses on the student's transition. As a result of participating in the mentoring program, 85% of students surveyed will indicate that the E.P.I.C. mentoring program helped them with their transition from high school to college.

The most recent assessment results available for the E.P.I.C. Mentoring Program (Mentor-Protégé) indicate that 85% of students felt supported through their first year of at UTRGV, with 92% of those surveyed agreeing that their mentor helped them improve their academic performance and 94% agreeing that their mentor helped them get involved on campus.

---



---

**746 The University of Texas Rio Grande Valley**

---

**Institutional Enhancement (Academic and Student Support)**

<b>(1) Year Non-Formula Support Item First Funded:</b>	2000
Year Non-Formula Support Item Established:	2000
Original Appropriation:	\$10,031,798

**(2) Mission:**

The mission of this special item is to develop new programs at the undergraduate, graduate, and professional level. These programs are designed to provide the necessary pathways for existing students and opportunities to attract new students. Doing so allows UTRGV to evolve into an institution that fully meets the higher education needs of students and the needs of the South Texas community.

Funding is used to:

- Start-up new academic programs including faculty, equipment and curriculum development, in advance of formula generation to serve the growing population of South Texas.
- Promote and attract current and new students for higher education opportunities not previously available in South Texas .
- Support critical academic advising and tutoring associated with the programs, given that many area students are first generation.
- Assist in ensuring that students are successfully progressing toward graduation .
- Seed research and clinical outreach activities that will allow the engagement of an increasing number of students, at all levels, in research and healthcare projects.
- Support retention and graduation initiatives.

**(3) (a) Major Accomplishments to Date:**

---

**746 The University of Texas Rio Grande Valley**

---

Numerous new academic programs have been implemented under the new institution of UTRGV.

The new academic programs approved during the first years of UTRGV (2016-2020) include:

- PhD in Clinical Psychology
- MS in Health Sciences
- MS in Disaster Studies
- MS in Civil Engineering
- MA in Political Science
- MEd in Teacher Leadership
- MS in Agricultural, Environmental, and Sustainability Sciences
- MS in Ocean, Coastal, and Earth Sciences
- BS in Sustainable Agriculture and Food Systems
- BS in Marine Biology
- BBA in Entrepreneurship and Innovation
- BS in Nutritional Sciences
- BS in Addiction Studies
- BS in Hospitality and Tourism Management
- Doubling the size of the Physician's Assistant Program
- Doctor of Physical Therapy
- MS Applied Statistics & Data Science

All new academic programs take two or more biennium of start-up investment before the tuition and formula funding sustains each new program.

**(3) (b) Major Accomplishments Expected During the Next 2 Years:**

---

**746 The University of Texas Rio Grande Valley**

---

New academic programs that will be implemented in the next biennium include:

Doctor of Podiatric Medicine (DPM) - UTRGV would be the first to offer a DPM in the State of Texas. It will be structured specifically in alignment with an allopathic medical program with the first cohort of students to begin in Fall 2021. This program will increase access to high quality podiatric medical care throughout the state.

Doctor of Nursing Practice - Texas has 12 DNP programs available, but none are based in the RGV region where there is a critical shortage of nurses. This practice-based degree program prepares students to be eligible for work in leadership and administration or as an Advanced Practice Registered Nurse.

Bachelor of Science in Integrated Health Sciences - \$1.8 Million

The BS in Integrated Health Sciences will provide a broad-based interdisciplinary and inter-professional curriculum for learners interested in pursuing a career in health services and clinical professions. It also serves as a preparatory pathway for health science undergraduate degrees such as nursing and a variety of graduate degrees.

Bridge Pipeline Program to Biomedical Sciences and Other Health Professional Programs - UTRGV proposes a Bridge Program between Biomedical Sciences (BMED), the School of Medicine and other health professional programs that guarantees acceptance. Incentives such as scholarships to BMED Scholars would attract undergraduates nationally and retain top 10% RGV students.

**(4) Funding Source Prior to Receiving Non-Formula Support Funding:**

None

**(5) Formula Funding:**

A portion of institutional enhancement funding will support new academic programs not anticipated to generate formula until after the FY 22-23 biennium. Once formula is generated, these programs are shifted to other funding, and the freed up institutional enhancement funding is then directed to additional new programs needing support in advance of formula generation.

**(6) Category:**

Institutional Enhancement

**(7) Transitional Funding:**

N

**(8) Non-General Revenue Sources of Funding:**

None

**(9) Impact of Not Funding:**

---

**746 The University of Texas Rio Grande Valley**

---

Activities funded with this item would, in large part, cease if state appropriations are eliminated. The programs proposed are new programs that would not start without the requested funding. At a time when UTRGV is covering a broader geographical area and expanding and adding new programs, additional reductions cannot be sustained.

Institutional Enhancement is a mixture of funding initiatives begun in the early 1990's, known then as the "South Texas Border Initiative". When the Initiative was discontinued, the funding was rolled into Institutional Enhancement and continues to be essential to the operation of UTRGV and the RGV, one of the fastest growing areas in Texas and the 5th largest MSA in Texas. UTRGV would not be able to meet legislative intent to expand and develop new programs to serve the rapidly growing and economically disadvantaged population of the region without this funding. Loss of funding would decrease accessibility and educational opportunities for students in a region which has among the lowest per capita income levels in the nation. It would also negatively impact the ability of UTRGV to address growth and enhancements in a variety of areas of the institution, including its delivery of medical and healthcare services and the development of new programs at the undergraduate, graduate, and professional levels. Important to note is that in the 85th legislative session, Institutional Enhancement sustained a 39.9% reduction (\$8,420,162).

**(10) Non-Formula Support Needed on Permanent Basis/Discontinuu**

Yes; UTRGV has among the lowest tuition rates in the state and requires this support for the development of its academic programs. In Fall 2019, only six institutions had a lower average total academic cost. Importantly, UTRGV is currently the tenth largest and one of the fastest growing state public universities in Texas.

**(11) Non-Formula Support Associated with Time Frame:**

No. Funding is sought permanently so as to support the development of new programs and expand educational opportunities for students in the Rio Grande Valley at the bachelors, masters, and doctoral levels. As previously noted, a portion of institutional enhancement funding will support new academic programs not anticipated to generate formula until after the FY22-23 biennium. Once formula is generated, these programs are shifted to other funding, and the freed up institutional enhancement funding is then directed to additional new programs needing support in advance of formula generation. Without this support, expanding educational opportunities to this region is not possible.

**(12) Benchmarks:**

N/A

**(13) Performance Reviews:**

The state created UTRGV to expand educational opportunities in the Rio Grande Valley. To fulfill that charge, UTRGV has identified programs with the highest regional demand and has prioritized those for immediate development. New high-quality faculty will be hired and retained in each of the programs as approved by the Coordinating Board. In addition, UTRGV will review the number of students enrolled and retained in each of the new programs each semester and provide necessary student support services to promote the new programs until sufficient formula funding is generated.

---

---

**746 The University of Texas Rio Grande Valley**

---

**K-16 Collaboration**

<b>(1) Year Non-Formula Support Item First Funded:</b>	2002
Year Non-Formula Support Item Established:	2002
Original Appropriation:	\$250,000

**(2) Mission:**

The K-16 Collaboration initiative promotes and prepares South Texas High School students for success in higher education with a focus on Dual Credit outreach. Services provided by this program go beyond the standard enrollment pipeline. One of the program's goals is to enhance the institution's relationships with K-12 partners throughout the region. Staff are consistently called upon to work with school districts in re-imagining dual credit programming from the perspective of intentionality in programming. To that end, staff have worked to educate partners on the benefit of guiding students through an academic pathway that will lead to timely completion of a post-secondary credential, thus allowing for enhanced discussion on topics like credit-to-degree alignment, avoiding excess credit hour accumulation, and retaining financial aid eligibility.

**(3) (a) Major Accomplishments to Date:**

- In August 2018, UTRGV became the primary partner for the Harlingen Early College High School. The partnership continues to strengthen as plans are underway for a state-of-the-art UTRGV/Harlingen CISD ECHS campus, which will feature 35,000 to 40,000 sq ft of classroom space and teaching labs with a 2021 projected completion date.
- In Fall 2019, a pilot program with PSJA ISD began where school district teachers were hired as adjunct instructors to provide UTRGV dual credit courses in the school district. Student performance data in Biology and Spanish courses has been very promising and expansion possibilities are being explored.
- A review of UTRGV Fall 2016-18 cohorts indicates that students with prior college hours, such as dual credit, were retained at higher rates than students with no prior college hours. This indicates that participation in dual credit impacts retention in higher education.
- An average of 62% of students in dual credit matriculate to UTRGV (2015-17).
- The Greater Texas Foundation Scholars program is a private grant to support UTRGV students with substantial dual credit hours; the cohort earned an average 3.5 GPA.
- Dual Credit admissions criteria was updated to mirror institutional holistic admissions criteria to provide access to more well qualified students.
- A new dual credit partnership with Saint Joseph's Academy in Brownsville will launch Fall 2020, with UTRGV faculty providing instruction at their site.

**(3) (b) Major Accomplishments Expected During the Next 2 Years:**

- Increase the number of dual enrollment students who matriculate to UTRGV
- Opening of the new Harlingen Early College High School facility, a state-of-the-art UTRGV/Harlingen CISD ECHS campus, which will feature 35,000 to 40,000 square feet of classroom space and teaching labs for university and high school classes
- Increase the number of students in the Rio Grande Valley participating in dual enrollment at UTRGV to improve student success and timely graduation rates

**(4) Funding Source Prior to Receiving Non-Formula Support Funding:**

None

---

**746 The University of Texas Rio Grande Valley**

---

**(5) Formula Funding:**

N/A

**(6) Category:**

Instructional Support

**(7) Transitional Funding:**

N

**(8) Non-General Revenue Sources of Funding:**

None

**(9) Impact of Not Funding:**

UTRGV would not be able to meet the State's intent to expand and develop educational programs to serve the rapidly growing and economically disadvantaged population of the region. The quickest and most efficient way to impact educational success is through strategic initiatives led by the University in partnership with local school districts. Further, collaborating with our district partners in this manner will support district efforts to ensure college readiness for their students. The University's outreach for dual credit could be minimized and there could be a significant decrease in the number of students recruited into the UTRGV Dual Credit Program. Access to a rigorous curriculum prepares students for post-secondary education; less opportunities for dual enrollment decreases the number of students prepared for college and increases time to graduation.

**(10) Non-Formula Support Needed on Permanent Basis/Discontinuation:**

Yes, funding is needed for the foreseeable future to support college access, transition, and success and to offer dual credit without cost to the school districts.

**(11) Non-Formula Support Associated with Time Frame:**

No, support is requested on a permanent basis.

**(12) Benchmarks:**

N/A

**(13) Performance Reviews:**

- Dual credit enrollment per term and annually
  - Number of students enrolled in dual credit that matriculate to UTRGV annually
  - Retention rates of UTRGV students with prior dual credit hours
  - Number of MOUs for each program
-

---

**746 The University of Texas Rio Grande Valley**

---

**McAllen Teaching Site (MTS)**

<b>(1) Year Non-Formula Support Item First Funded:</b>	2012
Year Non-Formula Support Item Established:	2012
Original Appropriation:	\$400,000

**(2) Mission:**

UTRGV serves the social, economic, research, and educational needs of South Texas. With a focus on promoting excellence in teaching, research, creative activity, and community engagement, UTRGV prepares students to be socially conscious citizens and transformative leaders who will have a significant socio-economic impact on the region.

UTRGV's McAllen Teaching Site (MTS) serves as the hub for community engagement with its convenient location in McAllen, and access to its academic, professional education programs and other community engagement initiatives. MTS offers 7 state-of-the art classrooms and a conference room with full interactive video capability, in addition to a limited number of office spaces.

Courses and programs offered at MTS target graduate students and professionals. The MPA (Masters in Public Administration), and MEd (Masters in Education) in Educational Leadership are taught at MTS. UTRGV's Language Institute and Texas Manufacturing Assistance Center (TMAC) also offer classes at the Site.

Various non-credit professional education programs are offered to meet the needs for professional certification, personal growth, and academic advancement. The courses help adults and young professionals kick-start a career or advance their career in their chosen field. Courses on social media, video editing, branding, data analytics, and Excel help small business owners keep up with the latest advertising and analytical tools.

**(3) (a) Major Accomplishments to Date:**

Facility utilization increases each year as new programs are offered at MTS. In AYs 2019 and 2020, MTS held 80 graduate courses with an enrollment of 819 students (unduplicated), generating 2,437 credit hours. UTRGV students hold study sessions throughout the year. MTS is a preferred site for key clinical capstone courses, due to the proximity to McAllen Medical Center and Rio Grande Regional hospitals. The deployment of the ITVs (Interactive Television) and computer lab with 30-desktops at MTS has contributed greatly towards the strategic initiative to strengthen a global economy.

MTS has also served well to engage faculty from Universidad Tecnologica De Tamaulipas Norte in the pedagogy training developed by the PEWD Office. The Continuing Education Department, which is a component of PEWD, served 31% more people as compared to 2017 at MTS through noncredit education programs.

Nonprofit organizations are engaged through various monthly and quarterly meetings. PEWD holds its bimonthly Workforce Development Advisory Committee (WDAC) at this facility where community and economic leaders learn about all the activities spearheaded by PEWD. Examples of usage are:

1. The Rio Grande Valley Teen Pregnancy Coalition holds its quarterly meetings at MTS.
2. The Community Advisory Board to College of Health Science and Human Services meets at MTS.
3. The local chapter of the Society for Human Resource Managers (SHRM) holds its monthly meetings at MTS.

---

**746 The University of Texas Rio Grande Valley**

---

**(3) (b) Major Accomplishments Expected During the Next 2 Years:**

UTRGV's McAllen Teaching Site will continue to be utilized to meet student demand and the needs of our community. Starting AY 2022, several undergraduate level Community Engagement & Service-Learning courses (CESL) at MTS, including up to 10 CESL 1101 courses and 5 CESL 3301 courses per semester, are expected to substantially increase the utilization of the building during daytime. With UTRGV continuously expanding its graduate program inventory, MTS provides a convenient location to serve as a graduate student recruitment site.

The computer lab will attract a significant number of UTRGV students who can conveniently park in front of the building to work on course assignments. The building will serve students enrolled in CESL courses and will allow them to interface with community organizations that they are serving through course assignments as well as by hosting regular meetings with them there.

Additionally, PEWD will continue to expand its offerings in order to meet the community needs for professional and personal growth. New programs, such as the Emerging Leaders Program, Entrepreneurship Certificate Program, Information Technology, and diversified portfolio of professional education programs will engage professionals at all different levels of their career.

**(4) Funding Source Prior to Receiving Non-Formula Support Funding:**

None

**(5) Formula Funding:**

Current SCHs taught at MTS will generate an estimated \$268,218 per year in formula in the FY20-21 biennium.

**(6) Category:**

Instructional Support

**(7) Transitional Funding:**

Y

**(8) Non-General Revenue Sources of Funding:**

Approximately \$650,000 in non-statutory tuition & fees.

**(9) Impact of Not Funding:**



---

**746 The University of Texas Rio Grande Valley**

---

Loss of funding for this item will result in the inability of UTRGV to offer the current services and to improve and expand services at McAllen Teaching Site (MTS). For example, the plans to offer the 30 CESL Courses per year will result in lack of access for students to work on their community engagement and service-learning projects. Community Engagement is crucial to UTRGV after earning the Carnegie Foundation's coveted Community Engagement Classification for 2020. This activity would cease if state appropriations were lost.

Loss of funding would prevent UTRGV from offering the current level of graduate and professional education courses and from expanding those services in McAllen, a key site in UTRGV's distributed campus.

**(10) Non-Formula Support Needed on Permanent Basis/Discontinuu**

Funding is needed for the foreseeable future, although alternative sources of revenue are being considered for the McAllen Teaching Site. Current planning would require three to four biennia before the University is able to sustain alternate revenue at a level equal to appropriations for this Non-Formula Support item, at which time the University would cease its request for this item.

**(11) Non-Formula Support Associated with Time Frame:**

Current planning would require three to four biennia before the University is able to sustain alternate revenue at a level equal to appropriations for this Non-Formula Support item, at which time the University would cease its request for this item.

**(12) Benchmarks:**

N/A

**(13) Performance Reviews:**

Performance metrics for MTS include the following:

- The number of courses offered, and the number of students served are reviewed on an annual basis to gauge the educational opportunities provided at MTS and increase and/or revise as necessary.
  - The quality of the courses offered at MTS is measured by student evaluations and feedback received by faculty and MTS staff.
  - The quality of ITV courses is currently being assessed on all campuses. As technology and methods for delivering instruction through ITV are improved, these improvements will be considered for MTS as well.
  - Community engagement is a big part of MTS as many community organizations, in partnership with PEWD, hold meetings, workshops, and other events at our site. The CESL courses will engage our students and faculty with opportunities to address challenges in the community through coursework and assignment. This will be evaluated and measured on an annual basis. Usage of this location for engaging prospective graduate students will also be reviewed and assessed on an annual basis.
  - Management of the site and the effectiveness of daily operations will continue to be assessed on a regular basis. MTS employs an administrative coordinator that coordinates daily operations and provides feedback to UTRGV leadership regarding current usage and improvements that may be needed.
-

---

**746 The University of Texas Rio Grande Valley**

---

**Professional Development/Distance Learning**

<b>(1) Year Non-Formula Support Item First Funded:</b>	2000
Year Non-Formula Support Item Established:	2000
Original Appropriation:	\$250,000

**(2) Mission:**

Appropriations from this Non-Formula Support Item fund the University's Center for Online Learning and Teaching Technology (COLTT), which supports the design and delivery of online courses and programs at UTRGV, including those delivered online, by hybrid or interactive methods.

The requested funds are to provide services and facilities that promote, support, and integrate best pedagogical practices and instructional technologies in teaching, learning, and research for traditional and online learning offerings which have become more important than ever.

The Coronavirus Pandemic has had a profound impact on higher education. All courses were moved to a remote teaching or online format starting Spring 2020, and all summer courses moved to a completely online format. The institution realizes the need for the transition to be made with minimal or no interruption, so COLTT continues to provide professional development to faculty to acquire the necessary skills and knowledge for online teaching using best practices.

**(3) (a) Major Accomplishments to Date:**

- Facilitated the adoption and support of different instructional technologies and course content that impact all faculty and students at UTRGV
- Improved the process and guidelines for quality assurance of online classes through a comprehensive professional development program that will meet nationally recognized standards of quality in online education offered at UTRGV
- Supported accessibility in online education by providing necessary services for online students with special needs (video closed-captioning)
- Increased online education. 684 Online Courses were offered and 15,286 students took at least one online course during Fall 2019
- Established, delivered, and sustained 45 online programs/tracks/concentrations/minors in the areas of Business, Education, Health, and Liberal Arts

More recently because of the impact of the Coronavirus Pandemic:

- COLTT has provided professional development to more than 400 faculty members in the essentials of remote teaching and online teaching during Summer 2020.
- COLTT has launched a series of Blueprinting workshops to assure quality of online education. More than 170 faculty have been trained and 146 will soon complete the second session. Workshops include the certification for faculty in Quality Matters, an international quality assurance organization in online learning. This training is a five-week, all day, intensive workshop to prepare faculty as master teachers in an online environment.

**(3) (b) Major Accomplishments Expected During the Next 2 Years:**

- Increase the number of faculty certified to teach online
- Expand the number of online courses to fulfill the university's mission to offer at least 800 online course sections per semester within the next 2 years
- Increase the number of students taking online courses
- Improve access to courses and student support to increase retention and complete graduation in a timely matter

---

**746 The University of Texas Rio Grande Valley**

---

**(4) Funding Source Prior to Receiving Non-Formula Support Funding:**

None

**(5) Formula Funding:**

N/A – Funds will not be used for expenses, such as faculty, that directly result in formula.

**(6) Category:**

Instructional Support

**(7) Transitional Funding:**

Y

**(8) Non-General Revenue Sources of Funding:**

General institutional funds of \$1.7 million per year.

**(9) Impact of Not Funding:**

This type of initiative will need to continue even if state appropriations are lost or reduced. A loss or reduction of funding, however, would limit the Center's ability to expand the online teaching and learning support services to meet current and future student demand. Loss of funding would be very detrimental and exacerbated because of UTRGV's distributed campus spanning 120 miles.

The Coronavirus Pandemic has tested and pushed online teaching preparation to a new level, one that has increased the need for resources to support COLTT and its mission; not funding the program would have the dire consequence of reducing the program's services when they are needed the most.

**(10) Non-Formula Support Needed on Permanent Basis/Discontinuation:**

Funding request is for two biennia or until we reach our goal to increase the number of faculty certified to teach online and increase the number online courses offered to meet student demand.

**(11) Non-Formula Support Associated with Time Frame:**

Minimum of two biennia, or until benchmarks are met.

**(12) Benchmarks:**

The demand for online education continues to increase. Likewise, there is a need to ensure online education exemplifies effective online pedagogy, high quality, and rigor. Within the next year, COLTT is expecting to certify at least six more programs to be offered online, increase the number of courses that are converted and delivered via online format, and increase the number of faculty certified to teach online to support the demand of our students.

---

**746 The University of Texas Rio Grande Valley**

---

**(13) Performance Reviews:**

- Evaluation of workshops to inform continuous improvement efforts
  - Increase percent of faculty certified to teach online by 10% per year
  - Increase the number of sections/courses offered online each semester by 5%
  - Fall 2020 - 3 online programs will meet Quality Matters standards in online teaching
  - Spring 2021 - 3 online programs will meet Quality Matters standards in online teaching
  - Summer 2021 - 2 online programs will meet Quality Matters standards in online teaching
-

---

**746 The University of Texas Rio Grande Valley**

---

**Regional Advanced Tooling Center**

<b>(1) Year Non-Formula Support Item First Funded:</b>	2014
Year Non-Formula Support Item Established:	2014
Original Appropriation:	\$500,000

**(2) Mission:**

The mission of this initiative is to allow the Regional Advanced Tooling Center and the College of Engineering and Computer Science (CECS) to establish a strategic presence in the Lower Rio Grande Valley region. The vision for the Center calls for the assurance of sustainable world class advanced tooling engineering knowledge and fabrication ability for the region to enhance a prosperous and innovative manufacturing sector in the Rio South Texas Region . The Center's mission has become more critical since the Coronavirus Pandemic has taken hold of the region, pointing out the dire need to strengthen US/Texas advanced manufacturing and tooling capabilities in order to reduce the reliance on foreign countries.

Funding for the Center enhances recruitment and allows the University to attract a greater number of students who are seeking access to engineering education and will continue to grow innovation in the region and support the expansion of the regional manufacturing industry. The increase in opportunities and technology-based economic development will promote the Center and UTRGV as a catalyst for sustainable economic growth in the South Texas region. Furthermore, the enhanced real-world advanced manufacturing engineering environment that this funding makes possible, helps students with training opportunities and better prepares them for 21st century jobs and as leaders in addressing the technological challenges of the future.

**(3) (a) Major Accomplishments to Date:**

---

**746 The University of Texas Rio Grande Valley**

---

R&D, testing/validation, failure analysis, prototyping, trainings and workforce development provided to ALPS, Composite Access Products, GE, CK Technologies, SATA, Portage Plastic Corporation, Emerson, Legacy Precision LLC, SpawGlass, and assisted several small start-ups with prototyping. Operations expanded to the Brownsville campus where a Light Manufacturing Innovation Lab was created.

The BS in Engineering Technology was aligned with the Center and redesigned to meet the technicians/technologists needs of local industry.

Facilitated the development of the Tooling Engineer Certification Curriculum.

Facilitated NIMS certification and provided needed materials and the cost of registration and testing since Spring 2019.

Several advanced certifications and trainings were developed, namely: CMM Certification Programs; CNC Certification Programs; Robotics Programming and Tooling; and Robotics Industry Safety Standards and Implementation.

Supported material characterization equipment and related research efforts of the Polymer Laboratory.

Facilitated the installation of three CNC machines in the Engineering Hi-Bay area.

Outfitted with significant new tools to accommodate the growing number of students seeking certification.

Sponsored UTRGV's membership in the Rio South Texas Economic Council which provides faculty, staff, and students the opportunity to collaborate with Economic Development partners. As a result, RSTEC was certified as a European FDI Qualified region.

**(3) (b) Major Accomplishments Expected During the Next 2 Years:**

- Establish an environment where students and professionals can interact to generate wealth in the region by facilitating the rapid deployment of new advanced manufacturing processes and/or products. This will lead to enhanced competitive capabilities and to sustainable economic prosperity for the region.
- Partner with the newly established I-DREAM4D Consortium funded by the Department of Defense to advance knowledge in Additive Manufacturing, Smart Manufacturing, and their application in defense, aerospace, and Navy related projects. The Center will assist in sponsoring students and faculty to help expand the efforts of the consortium to benefit local and regional manufacturing industries.
- Focus on manufacturing/tooling innovation, technology development and entrepreneurship to attract and grow the collaboration of local businesses and industry partners.
- Seek out more local businesses that are interested in partnering with the Center to expedite research, development and deployment of their products. Engage students in various engineering projects related to local industries so that students can gain the experience required for future careers while assisting businesses in solving their engineering problems.
- Provide faculty and student expertise to industry partners while developing workforce-ready graduates available to local industries.

**(4) Funding Source Prior to Receiving Non-Formula Support Funding:**

None

---

**746 The University of Texas Rio Grande Valley**

---

**(5) Formula Funding:**

N/A

**(6) Category:**

Public Service

**(7) Transitional Funding:**

N

**(8) Non-General Revenue Sources of Funding:**

None

**(9) Impact of Not Funding:**

If state appropriations were lost, the Center's activities which create training and certification opportunities to students, would likely cease. Such hands-on advanced skills are needed to prepare students for high-demand and high paying jobs and to allow the University to meet the emerging needs of the manufacturing and tooling industry.

Not funding the proposed activities of the Regional Advanced Tooling Center will limit the state and regional ability to compete in the advanced manufacturing sector and will eventually increase the dependence on other regions and foreign countries. This will eventually reduce our ability (as a region and state) to become a leading international advanced manufacturing and innovation hub, reducing opportunities for young people of the region to have economically viable careers. Matters would worsen as students venture outside of the region for similar programming.

The Coronavirus Pandemic experience has made it clear that the state should prioritize funding for this and similar programs, as not doing so would turn domestic/state-based advanced manufacturing and tooling to foreign manufacturers.

**(10) Non-Formula Support Needed on Permanent Basis/Discontinuu**

Yes, permanent funding is needed. The Center does not currently receive any other type of funding.

**(11) Non-Formula Support Associated with Time Frame:**

No. Permanent funding is requested.

**(12) Benchmarks:**

N/A

---

**746 The University of Texas Rio Grande Valley**

---

**(13) Performance Reviews:**

Performance metrics for the Tooling Center:

- Industry Partners:
    - o Review the current number of industry partners and increase participants by 25%. For reference, over the FY18-19 biennium, the Tooling Center served 20 different industry partners.
    - o Evaluate impact that the Center made through these partnerships by gathering satisfaction surveys and impact data.
  - Certificates/Trainings
    - o Review the certificates and trainings that were developed over the last three years and increase participation by 20%, from 50 students to at least 60.
    - o Gather satisfaction data from students receiving certificates and/or going through trainings through targeted surveys.
  - Increase the number of students and faculty involved in the projects associated with the Center and assess impacts by gathering data such as publications and reports. For reference, over the FY18-19 biennium, over 50 students and 12 faculty were involved in the various Tooling Center activities. The goal over the next biennium is to increase these numbers by at least 25%.
  - Leadership and Faculty Associates of the Tooling Center will be assessed on a regular basis via the annual evaluation process.
-



---

**746 The University of Texas Rio Grande Valley**

---

**Starr County Upper Level Center**

<b>(1) Year Non-Formula Support Item First Funded:</b>	2002
Year Non-Formula Support Item Established:	2002
Original Appropriation:	\$150,000

**(2) Mission:**

The mission of the University of Texas Rio Grande Valley Starr County Upper Level Center is to provide higher education opportunities to the western region of the Rio Grande Valley with an instructional site designed to meet the higher educational needs of the area.

The Center is authorized by Sec. 79.02(b)(5) of the Texas Education Code and has had an important impact on the local communities by graduating bilingual educators who are able to serve immediately in local schools. The Center has had the effect of transforming local area schools by providing fully certified teachers, where prior to its establishment most classrooms were led by uncertified teachers on emergency permits.

**(3) (a) Major Accomplishments to Date:**

The greatest accomplishment noted is that since the inception of the Center in the Fall of 2000, over 530 students have completed a Bachelor of Interdisciplinary Studies (BIS) degree in EC-4/6, most of whom have become bilingual education certified educators. Some have continued their education to receive advanced degrees.

Secondly, at the inception of the BIS program at the Center in Fall 2000, a great number of classrooms in the Rio Grande City and Roma Independent School Districts began every school year with uncertified teachers on Emergency Permits as the teacher of record. The Center was initiated in response to the need for highly qualified teachers expressed by the area superintendents, and the Center has answered that call by developing relevant programs that have produced fully certified teachers for local area schools.

In September 2010, a new, state-of-the-art, permanent facility was inaugurated for UTRGV at the Starr County Upper Level Center. The new facility provides greater opportunities for the residents of Starr County to access post-secondary education and to pursue undergraduate and graduate degrees in a variety of fields.

**(3) (b) Major Accomplishments Expected During the Next 2 Years:**

- The Starr County Upper Level Center now has ITV (Interactive Television) capabilities and expects to expand course offerings in order to increase access to academic programs currently only available at the Edinburg campus.
- The Organization and School Leadership department in the College of Education and P-16 Integration has plans to recruit cohorts of master's students for the M.Ed. in Educational Leadership in Starr County.
- The Center will continue to be a campus which graduates Certified Elementary bilingual teachers.
- The Center anticipates increasing semester credit hours at the Starr County site.

**(4) Funding Source Prior to Receiving Non-Formula Support Funding:**

None

---

**746 The University of Texas Rio Grande Valley**

---

**(5) Formula Funding:**

N/A

**(6) Category:**

Instructional Support

**(7) Transitional Funding:**

N

**(8) Non-General Revenue Sources of Funding:**

Approximately \$752,324 in non-statutory tuition & fees, but those amounts do not pay for the items covered by this funding.

**(9) Impact of Not Funding:**

- Failure to respond to the continued need for certified teachers and other professional employment in the western region of the Rio Grande Valley will lead to limited educational opportunities for the residents and children of Starr County.
  
- Failure to respond to the educational and economic needs of the area, characterized by high poverty, high unemployment, low levels of educational attainment, and high illiteracy will reverse the progress that has been made by this initiative, including maintaining collaborative partnerships with the public schools and South Texas College.
  
- Failure to provide sufficient funding to operate and run the 30,000 square foot facility will have an adverse effect on the academic goals for these challenging Valley communities because the appropriated funding is partially utilized to pay the Director that handles all day-to-day operations of the Starr County site and for day-to-day operating costs.

**(10) Non-Formula Support Needed on Permanent Basis/Discontinuu**

Yes. Funding is needed to continue offering courses to students in Starr County, one of the most underserved regions in the Rio Grande Valley. Even reduced funding would require the current programming to be dramatically reduced.

**(11) Non-Formula Support Associated with Time Frame:**

No. Permanent funding is needed. Funding has already been drastically reduced since this item was first funded.

**(12) Benchmarks:**

N/A

---

**746 The University of Texas Rio Grande Valley**

---

**(13) Performance Reviews:**

- The programs and/or courses offered, and the number of students served are reviewed on an annual basis to gauge if offerings meet the need of the region.
    - o Course completion rate should be at 100% on any given semester.
    - o In prior years, graduation rate for Starr County cohorts in the BIS program was 100%.
  - The quality of the courses is monitored by department chairs. The chair of the Teaching and Learning department communicates regularly with the director of the Starr County teaching site. The chair meets with faculty to provide master syllabi and provide guidance on the administration of program key assessments.
  - The bilingual program at Starr County is the same as at the other UTRGV campuses. Teacher candidates in Starr County take the same coursework, have the same admission and certification requirements, and complete the same performance assessments as all other teacher candidates. The requirements for clinical teaching in Starr County are the same as for the rest of the teacher candidates in the UTRGV Educator Preparation Program.
  - As technology and methods for delivering instruction through ITV are changed or improved, changes will be applied to ITV classrooms at the Starr County site as well.
  - Management of the site and the effectiveness of daily operations will be assessed on a regular basis. Meetings with the Director, Dean, and other academic leadership will continue to be scheduled to ensure performance metrics are clear and met.
-

---

**746 The University of Texas Rio Grande Valley**

---

**Texas-Mexico Border Health**

<b>(1) Year Non-Formula Support Item First Funded:</b>	2002
Year Non-Formula Support Item Established:	2002
Original Appropriation:	\$350,000

**(2) Mission:**

The Texas Risk Assessment for Type 2 Diabetes in Children (TRAT2DC) program is authorized by Chapter 95, Subchapter A of Texas Health & Safety Code and is the only intervention and prevention effort in Texas identifying children in public and private schools for diabetes risk. It entails that school nurses issue referrals to the parents of the children, explaining the assessment and encouraging the family to see a health professional. Through these efforts, families become more aware of the signs and risks of type 2 diabetes. This contact between child, parent, and physician is significant in reducing the incidence of diabetes in Texas.

This program supports the Texas Diabetes Council's plan for diabetes prevention and control. Risk assessment information is made available to school administrators; the results have helped schools initiate systems changes, assist with health initiatives, and improve the school health environment. Since its creation, the program has assessed over 17 million children and has identified over 1,000,000 children with risk factors associated with type 2 diabetes across the state of Texas.

Every \$1 the state of Texas invests in the TRAT2DC program generates \$338 in medical cost savings or direct medical cost savings of \$17.2 million dollars annually. As a result, the TRAT2DC program saves \$1.1 million in state and local taxes, \$3.8 million in federal taxes, and \$37.1 million in total costs in the State.

**(3) (a) Major Accomplishments to Date:**

- Coordinating the largest effort in Texas to identify children who are at high risk to develop type 2 diabetes in public and private schools
- Assessed over 1.1 million (2018-19) and 854,000 (2019-20 reduction from prior year due to COVID-19) children in public and private schools for diabetes risk factors
- 7,397 children in 2019 and 4,243 (reduction from prior year due to COVID-19) children in 2020 followed-up their diabetes risk assessment with a health professional
- Increased awareness about Acanthosis Nigricans, body mass index, elevated blood pressure and associated health consequences; developed a tool kit to assist school nurses with assessments
- Provided risk assessment and outcome data to the Texas Diabetes Council Strategic Plan
- Provided schools with annual compilations of risk assessment results via web-based fact sheet that can be accessed for current and previous reporting years. Data "fact sheets" are available to school administrators for over 500 districts and 5,000 campuses
- Created an online training certification module for school nurses. During the 2018-2020 school years, over 4,032 school nurses were certified online
- Created the Risk Factor Electronic System (RFES), a web-based electronic reporting system
- Provide support and technical assistance to over 8,290 school nurses annually
- Created and distributed education for the TRAT2DC program
- Provided faculty/researchers with risk assessment data to yield peer-reviewed articles

**(3) (b) Major Accomplishments Expected During the Next 2 Years:**

---

**746 The University of Texas Rio Grande Valley**

---

- Work with the South Texas Diabetes and Obesity Institute (STDOI) and UTRGV School of Medicine (SoM) to generate research and programs to reduce the burden of diabetes in the state of Texas
- Collaborate with STDOI on grant applications
- Partner with STDOI and SoM on the delivery of education programs and research initiatives based on assessments and data generated by the Texas Risk Assessment program
- Continuation of all significant programmatic accomplishments listed above: awareness programs, risk assessment collaborations, sharing of results and data with schools and university, training, and certifications
- Create educational materials (online tutorials, training packets, printed brochures and posters) that will assist school nurses with risk assessments
- Develop anatomical models of Acanthosis Nigricans with 3D printer
- Maintain the Risk Factor Electronic System (RFES)
- Disseminate literature to physicians, school administrators, school nurses, teachers, parents, and other health-related organizations on Acanthosis Nigricans and other risk factors
- Meet annually with The Texas Risk Factor Assessment for Type 2 Diabetes in Children Advisory Committee
- Maintain and improve the online training certification for school nurses

**(4) Funding Source Prior to Receiving Non-Formula Support Funding:**

None

**(5) Formula Funding:**

N/A – Public service, not instruction

**(6) Category:**

Public Service

**(7) Transitional Funding:**

N

**(8) Non-General Revenue Sources of Funding:**

None

**(9) Impact of Not Funding:**

---

**746 The University of Texas Rio Grande Valley**

---

This program has been vital in early identification of children who may be at risk to develop this devastating disease, while at the same time allowing parents the opportunity to seek health intervention for their children. Although leadership and momentum for type 2 diabetes in children has been gained through this program, childhood obesity and its related conditions continue to be a major public health concern for our children and youth.

Lack of funding would result in termination of the state's only large-scale public health model that identifies at-risk children for type 2 diabetes and other metabolic conditions. TRAT2DC program provides public schools with technical expertise, and termination of the program would end this valuable resource. The leadership and momentum the risk factor assessments have generated for a state that suffers from extremely high rates of diabetes and obesity would be lost. Early intervention is crucial to eliminate not only the costs associated with type 2 diabetes but also the human suffering associated with it. The potential cost-savings on diabetes health care expenditures from the children who are identified at-risk to develop diabetes through this program would be lost.

**(10) Non-Formula Support Needed on Permanent Basis/Discontinuu**

Yes, funding support is needed on a permanent basis for the Texas Risk Assessment for Type 2 Diabetes in Children program, which was created by statute in the 77th Texas Legislature and can be found in The Texas Health and Safety Code Chapter 95 Subchapter A. The legislation specifically authorizes the Border Health Office to develop and coordinate the program, conduct training and develop educational materials for public and private schools conducting the risk assessment across the state of Texas. Legislation also requires the Border Health Office to provide assessment results to each district participating in the risk assessment every year and report to the Governor and the State Legislature in January of every odd-numbered year. Prior significant cuts have required the office to streamline its operations, but any further cuts would be very difficult to absorb.

**(11) Non-Formula Support Associated with Time Frame:**

No. The support needed is permanent.

**(12) Benchmarks:**

N/A

**(13) Performance Reviews:**

- Risk assessment reports are available on the program's website. The Texas Health and Safety Code Chapter 95 Subchapter A requires that a report of the assessment activities be made available to the Governor and the Texas Legislature prior to the beginning of each legislative session.
  - The number of school children risk assessments will be aggregated annually at the end of each school year. The results obtained will be used to evaluate the impact of the program. Results of annual risk assessments will be provided to school district administrators by state, region, school district, and campus.
  - The number of school nurse TRAT2DC certifications will be aggregated annually at the end of each school year. Data will be taken from the web-based TRAT2DC Risk Factor Electronic System (RFES), which records the name and number of persons who train and become certified to conduct the type 2 diabetes risk assessments.
  - The number of children who follow-up their referral with a health care provider and/or are currently under the care of a health care provider will be aggregated annually at the end of each school year. Data will be taken from the web-based TRAT2DC Risk Factor Electronic System (RFES), which records referral results as entered by school nurses who conduct the risk assessments.
-

---

**746 The University of Texas Rio Grande Valley**

---

**UT System K-12 Collaboration**

<b>(1) Year Non-Formula Support Item First Funded:</b>	1996
Year Non-Formula Support Item Established:	1996
Original Appropriation:	\$178,000

**(2) Mission:**

The Rio Grande Valley is home to over 435,000 K-12 students, of which 97% are Hispanic, 86% are economically disadvantaged, 37% are English Language Learners, and overall, 62% are identified as at-risk. Despite these barriers, the region outperforms the state in high school graduates with dual credit participation, AP/IB credits, and associate's degrees. The K-12 Collaboration initiative provides educational opportunities for regional youth through strategic university and school district partnerships designed to increase higher education awareness and access, provide access to rigorous academic enrichment opportunities, and support students as they transition to higher education.

K-12 Collaboration funding will support coordination of:

1. Texas Pre-Freshman Engineering Program (TexPREP), a STEM based program for 6-12th graders
2. Mother/Daughter Program that provides STEM enrichment and mentoring for middle school girls and their mothers through university student mentors
3. Specialized academic programs with school district partners such as summer camps, conferences, and other university-based educational activities
4. Dual Credit outreach integrated into pre-college programs

**(3) (a) Major Accomplishments to Date:**

- The TexPREP engineering program was launched on the Brownsville campus in 2018 with BISD as the primary partner and is in its 3rd year.
- The TexPREP program provides six academic enrichment Saturdays throughout the year; it is the only program in the state to do so as others only implement the summer program.
- The Mother/Daughter Program was expanded to include Vanguard Academy.
- The Father/Son Program was launched with select ISDs to mirror Mother/Daughter Program services for middle school students and fathers.

**(3) (b) Major Accomplishments Expected During the Next 2 Years:**

- Expand awareness of and participation in the UTRGV TexPREP engineering program and other P16 collaborative programs with school districts throughout the upper and lower Rio Grande Valley, targeting districts with low or no student participation
- Enhance partnerships between K-12 and the university for student preparedness and transition to higher education
- Development of academic summer program opportunities for low-income students at the university to develop higher education aspirations

**(4) Funding Source Prior to Receiving Non-Formula Support Funding:**

None

---

**746 The University of Texas Rio Grande Valley**

---

**(5) Formula Funding:**

N/A

**(6) Category:**

Instructional Support

**(7) Transitional Funding:**

N

**(8) Non-General Revenue Sources of Funding:**

None

**(9) Impact of Not Funding:**

The college graduation rate and percentage of students who choose engineering are below the national average. STEM programming can improve those numbers and subsequently improve the standard of living and the economy in the region. Not funding this item may result in a further decline of low-income students enrolling in the college of engineering and other colleges which benefit greatly from these programs.

**(10) Non-Formula Support Needed on Permanent Basis/Discontinuu**

Yes, funding is needed for the foreseeable future to support college access, transition, and success. Funding has been significantly reduced over the years and the current appropriation is needed to continue the success of these programs.

**(11) Non-Formula Support Associated with Time Frame:**

No, current support is requested on a permanent basis.

**(12) Benchmarks:**

N/A

**(13) Performance Reviews:**

- Completion rates of TexPREP programming PREP 1, PREP 2, PREP 3, & PREP 4
  - Number of K-12 students engaged with the university through specialized programming
  - Percentage of students that indicate that participation in support programs helped them aspire to and transition into higher education
  - Number of MOUs for each program
-